



# FLUSH & MOLDED DOORS

|                              | PAGE  |
|------------------------------|-------|
| HOLLOW CORE                  | 2     |
| SOLID CORE                   | 3     |
| MOLDED PANEL                 | 4 - 7 |
| FIRE DOORS                   | 8     |
| ARCHITECTURAL                | 9     |
| FLUSH DOOR EXTRAS            | 10    |
| FLUSH COMBINATION DOORS      | 11    |
| WOOD DOOR LITES & LOUVERS    | 12    |
| STEEL VISION LITES & LOUVERS | 12    |
| SASH DOORS                   | 13    |

**For complete Flush Door Specifications and Warranty, please see the section entitled “Literature and Specifications”. This section also contains information on the suggested care and finishing of flush doors.**

Proper performance requires proper product selection and correct installation. Therefore, it is the sole responsibility of the Architect, Specification Writer, Contractor, Building Owner or the Installer to ensure the following: (A) All products selected and purchased meet all Local, State and Federal Governments' codes and regulations (B) All products selected and purchased are compatible with any and all conditions that may occur at the installation site either present or future (C) are properly stored, handled, installed and finished.

**WARNING**  
Tempered glass contains varying degrees of distortion. These distortions may affect view and are not considered a defect. All tempered glass has this characteristic.



# HOLLOW CORE FLUSH DOORS

| Size  | (So Cal Only)<br>Hardboard (HDF) | Primed                     | (No Cal Only)          | Lauan     | Birch     | Red Oak   | Legatex<br>Oak |
|---|----------------------------------|----------------------------|------------------------|-----------|-----------|-----------|----------------|
|   |                                  | 2-Faces<br>Hardboard (HDF) | Embossed<br>Prime Coat |           |           |           |                |
| 1/0 x 6/8 x 1-3/8   |                                  | \$57.75▲                   |                        |           | \$84.00▲  |           |                |
| 1/2 x 6/8 x 1-3/8   |                                  | \$54.40▲                   |                        |           | \$84.00▲  |           |                |
| 1/3 x 6/8 x 1-3/8   | \$53.05                          | \$54.40▲                   |                        |           | \$84.00▲  |           |                |
| 1/4 x 6/8 x 1-3/8   | \$53.05                          | \$54.40▲                   |                        |           | \$84.00▲  |           |                |
| 1/6 x 6/8 x 1-3/8   | \$53.05                          | \$54.40                    | \$58.60                | \$74.55▲  | \$84.00   | \$100.80▲ |                |
| 1/8 x 6/8 x 1-3/8   | \$53.05                          | \$54.40                    | \$58.60                | \$74.55▲  | \$86.10   | \$100.80▲ |                |
| 1/10 x 6/8 x 1-3/8  | \$54.60                          | \$56.20                    | \$58.60                | \$74.55▲  | \$86.10▲  | \$100.80▲ |                |
| 2/0 x 6/8 x 1-3/8   | \$55.65                          | \$56.70                    | \$58.60                | \$74.55   | \$86.10   | \$100.80▲ | \$73.50▲       |
| 2/2 x 6/8 x 1-3/8   | \$56.70                          | \$60.90                    | \$67.20                | \$76.65▲  | \$92.40   | \$107.10▲ |                |
| 2/4 x 6/8 x 1-3/8   | \$56.70                          | \$60.90                    | \$67.20                | \$76.65   | \$92.40   | \$107.10▲ | \$79.80▲       |
| 2/6 x 6/8 x 1-3/8   | \$57.75                          | \$61.95                    | \$68.25                | \$78.75   | \$94.50   | \$110.25▲ | \$79.80▲       |
| 2/8 x 6/8 x 1-3/8   | \$60.90                          | \$65.10                    | \$71.95                | \$84.00   | \$100.80  | \$117.60▲ | \$88.20▲       |
| 2/10 x 6/8 x 1-3/8  | \$61.95                          | \$67.20                    | \$73.10                | \$88.20▲  | \$105.00  | \$123.90▲ |                |
| 3/0 x 6/8 x 1-3/8   | \$61.95●                         | \$67.20                    | \$73.10                | \$88.20   | \$105.00  | \$123.90▲ | \$94.50▲       |
| 3/6 x 6/8 x 1-3/8   | \$89.25                          | \$94.50                    | \$92.85                | \$136.50▲ | \$203.70  |           |                |
| 4/0 x 6/8 x 1-3/8   | \$110.25                         | \$115.50▲                  | \$113.95               | \$147.00▲ | \$218.40  | \$224.15▲ |                |
| 2/6 x 6/8 x 1-3/4   | \$74.80                          | \$77.70▲                   |                        |           | \$107.10  |           |                |
| 2/8 x 6/8 x 1-3/4   | \$76.65                          | \$79.80▲                   |                        |           | \$109.20▲ |           |                |
| 3/0 x 6/8 x 1-3/4   | \$78.75●                         | \$83.10▲                   |                        |           | \$112.35  |           | \$109.20       |
| 3/6 x 6/8 x 1-3/4   | \$141.75                         |                            |                        |           | \$212.10▲ |           |                |
| 4/0 x 6/8 x 1-3/4   |                                  |                            |                        |           | \$228.90▲ |           |                |
| Shaded Items also stocked with fiber stile and rail, beveled & sized. Deduct \$ 4.30  |                                  |                            |                        |           |           |           |                |
| ● These doors also stocked in So Cal prefit to match Timely Frames - Add Prefit charges from Prefit/Prehung Section V page 2. |                                  |                            |                        |           |           |           |                |
| Nor Cal Allow 1 Week Lead-Time  |                                  |                            |                        |           |           |           |                |
| 2/6 x 7/0 x 1-3/8   | \$75.60                          |                            |                        |           |           |           |                |
| 2/8 x 7/0 x 1-3/8   | \$77.70                          |                            |                        |           |           |           |                |
| 3/0 x 7/0 x 1-3/8   | \$80.85                          |                            |                        |           | \$119.70■ |           |                |
| 3/0 x 7/0 x 1-3/4   | \$90.30                          | \$98.70▲                   |                        |           | \$121.80  | \$155.40▲ | \$123.90▲      |
| 3/6 x 7/0 x 1-3/4   | \$177.45                         |                            |                        |           |           |           |                |
| ✦ 4/0 x 7/0 x 1-3/4   | \$187.95                         |                            |                        |           | \$273.00■ |           |                |
| ✦ These doors may be trimmed to 6/8 height if cut 2" from each end.   |                                  |                            |                        |           |           |           |                |
| 1/6 x 8/0 x 1-3/8   | \$75.60                          |                            |                        |           |           |           |                |
| 2/0 x 8/0 x 1-3/8   | \$75.60                          |                            |                        |           |           |           |                |
| 2/4 x 8/0 x 1-3/8   | \$80.85                          |                            |                        |           |           |           |                |
| 2/6 x 8/0 x 1-3/8   | \$93.45                          |                            |                        |           |           |           |                |
| 2/8 x 8/0 x 1-3/8   | \$98.70                          |                            |                        |           |           |           |                |
| 3/0 x 8/0 x 1-3/8   | \$102.90                         | \$127.05▲                  |                        |           | \$173.25  | \$186.90▲ |                |
| 3/6 x 8/0 x 1-3/8   | \$142.80                         |                            |                        |           | \$266.70  |           |                |
| 4/0 x 8/0 x 1-3/8   | \$168.00                         | \$188.55                   |                        |           | \$284.55▲ |           |                |
| 2/6 x 8/0 x 1-3/4   | \$137.55                         |                            |                        |           |           |           |                |
| 2/8 x 8/0 x 1-3/4   | \$139.65                         |                            |                        |           |           |           |                |
| 3/0 x 8/0 x 1-3/4   | \$147.00                         | \$151.20▲                  |                        |           | \$224.70  |           |                |
| 3/6 x 8/0 x 1-3/4   | \$178.50                         | \$184.80▲                  |                        |           |           |           |                |
| 4/0 x 8/0 x 1-3/4   | \$189.00                         | \$199.50                   |                        |           | \$312.90▲ |           |                |

Hollow Core Doors are recommended for Interior installation only.

▲ In Stock No Cal, So Cal Allow 1 Week Lead- Time

■ In-Stock So Cal, No Cal Allow 1-Week Lead Time

Please read T.M.Cobb Co.'s brochure for "Suggestions for Care and Handling of Wood Doors and Windows".



# SOLID CORE FLUSH DOORS

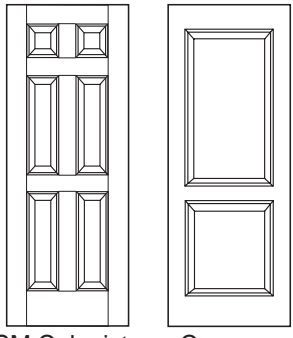

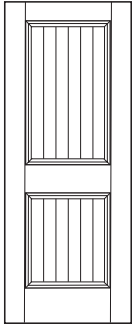
| Size  | (So Cal Only)<br>Hardboard<br>(HDF) | Primed<br>2-Faces<br>Hardboard (HDF) | (No Cal Only)<br>Embossed<br>Prime Coat | Lauan     | Birch      | Red Oak   | Legatex<br>Oak |
|---|-------------------------------------|--------------------------------------|---|-----------|------------|-----------|----------------|
| 1/6 x 6/8 x 1-3/8   |                                     | \$115.50▲                            |   |           | \$136.50▲  |           |                |
| 1/8 x 6/8 x 1-3/8   |                                     | \$115.50▲                            |   |           | \$136.50▲  |           |                |
| 1/10 x 6/8 x 1-3/8  |                                     | \$115.50▲                            |   |           | \$136.50▲  |           |                |
| 2/0 x 6/8 x 1-3/8   | \$112.10★                           | \$115.50                             |   | \$138.60  | \$136.50   | \$160.65▲ |                |
| 2/2 x 6/8 x 1-3/8   | \$113.40                            | \$119.70▲                            |   | \$140.70▲ | \$147.00   | \$165.90▲ |                |
| 2/4 x 6/8 x 1-3/8   | \$113.40★                           | \$119.70                             |   | \$140.70  | \$147.00   | \$165.90▲ |                |
| 2/6 x 6/8 x 1-3/8   | \$115.00★                           | \$120.75                             | \$130.20                                | \$142.80  | \$149.10★  | \$171.15▲ |                |
| 2/8 x 6/8 x 1-3/8   | \$118.65★                           | \$124.95'B1'                         | \$132.30                                | \$147.00  | \$154.35★  | \$176.40▲ | \$140.00▲      |
| 2/10 x 6/8 x 1-3/8  | \$120.75                            | \$130.20                             |   | \$155.40▲ | \$163.80▲  | \$186.90▲ |                |
| 3/0 x 6/8 x 1-3/8   | \$120.75★                           | \$130.20'B1'                         | \$136.50                                | \$155.40  | \$163.80★  | \$186.90▲ | \$143.50▲      |
| 2/0 x 6/8 x 1-3/4   | \$116.55★                           | \$117.60▲                            |   | \$149.10  | \$151.20   |           |                |
| 2/2 x 6/8 x 1-3/4   | \$117.60                            |                                      |   |           |            |           |                |
| 2/4 x 6/8 x 1-3/4   | \$117.60★                           | \$119.70▲                            |   | \$154.35▲ | \$157.50   |           |                |
| 2/6 x 6/8 x 1-3/4   | \$119.70★                           | \$123.90                             | \$140.70                                | \$154.35  | \$159.60★  | \$182.70▲ |                |
| 2/8 x 6/8 x 1-3/4   | \$124.35★                           | \$130.20'B1'                         | \$142.80                                | \$157.50  | \$165.90★  | \$189.00▲ | \$148.90▲      |
| 2/10 x 6/8 x 1-3/4  | \$128.10★                           |                                      |   | \$165.90▲ | \$174.30   | \$197.40▲ |                |
| 3/0 x 6/8 x 1-3/4   | \$128.10★●                          | \$131.25'B1'                         |   | \$165.90  | \$174.30★● | \$197.40▲ | \$151.45▲      |
| 3/6 x 6/8 x 1-3/4   | \$153.30★                           | \$157.50▲                            | \$147.00                                | \$207.90  | \$222.00   |           |                |
| 4/0 x 6/8 x 1-3/4   | \$163.80★                           | \$168.00▲                            | \$171.15                                |           | \$228.90   |           |                |
|   |                                     |                                      | \$180.60                                |           |            |           |                |
| 2/6 x 7/0 x 1-3/8   | \$131.80                            |                                      |   |           | \$174.30■  |           |                |
| 2/8 x 7/0 x 1-3/8   | \$134.40                            |                                      |   |           | \$183.75■  |           |                |
| 3/0 x 7/0 x 1-3/8   | \$138.60                            |                                      |   |           | \$189.00■  |           |                |
| 2/0 x 7/0 x 1-3/4   | \$132.30                            |                                      |   |           | \$182.70+  |           |                |
| 2/4 x 7/0 x 1-3/4   | \$132.30                            |                                      |   |           | \$185.85+  |           |                |
| 2/6 x 7/0 x 1-3/4   | \$135.45                            |                                      |   |           | \$176.40   |           |                |
| 2/8 x 7/0 x 1-3/4   | \$138.60                            | \$153.30▲                            |   |           | \$182.70   |           |                |
| 3/0 x 7/0 x 1-3/4   | \$144.90★●                          | \$155.40                             |   | \$180.60▲ | \$186.90●  | \$199.50▲ | \$165.9▲       |
| 3/6 x 7/0 x 1-3/4   | \$241.50                            |                                      |   |           | \$291.90   |           |                |
| 4/0 x 7/0 x 1-3/4   | \$256.20                            |                                      |   |           | \$304.50   |           |                |
| +These doors may be trimmed to 6/8 height if cut 2" from each end.        |                                     |                                      |   |           |            |           |                |
| 2/0 x 8/0 x 1-3/8   |                                     | \$184.80▲                            |   |           | \$203.70▲  |           |                |
| 2/4 x 8/0 x 1-3/8   |                                     | \$184.80▲                            |   |           | \$210.00▲  |           |                |
| 2/6 x 8/0 x 1-3/8   | \$151.20                            | \$184.80▲                            |   |           | \$214.20▲  |           |                |
| 2/8 x 8/0 x 1-3/8   | \$155.40                            | \$189.00▲                            |   |           | \$215.25▲  |           |                |
| 3/0 x 8/0 x 1-3/8   | \$161.70                            | \$194.25▲                            |   |           | \$225.75▲  |           |                |
| 4/0 x 8/0 x 1-3/8   |                                     | \$304.50                             |   |           | \$396.90▲  |           |                |
| 2/0 x 8/0 x 1-3/4   | \$163.80                            |                                      |   |           |            |           |                |
| 2/4 x 8/0 x 1-3/4   | \$165.90                            |                                      |   |           |            |           |                |
| 2/6 x 8/0 x 1-3/4   | \$172.20                            | \$191.10▲                            |   |           | \$215.25   |           |                |
| 2/8 x 8/0 x 1-3/4   | \$176.40                            | \$194.25▲                            |   |           | \$222.60   |           |                |
| 3/0 x 8/0 x 1-3/4   | \$182.70★                           | \$197.40▲                            |   |           | \$226.80   | \$228.90▲ |                |
| 3/6 x 8/0 x 1-3/4   | \$260.40                            |                                      |   |           | \$361.20■  |           |                |
| 4/0 x 8/0 x 1-3/4   | \$288.75                            | \$304.50                             |   |           | \$371.70   | \$409.50▲ |                |
| <b>Stave Lumber Core w/ Type-1 glue (So Cal Only) No Cal Allow 1-Week</b> |                                     |                                      |   |           |            |           |                |
| 3/0 x 6/8 x 1-3/4   | \$278.25                            |                                      |   |           | \$325.50   |           |                |
| 3/0 x 7/0 x 1-3/4   | \$288.75                            |                                      |   |           | \$341.25   |           |                |

Complete Line of Architectural Doors available, call for Quote.

**Extras:**  
 ★ These Hardboard and Birch Doors stocked in Type-1 Glue Line only: (Water Resistant) ADD.....\$10.00  
 Type-1 Glue and Plywood is available. Call for Quote  
**Solid Core Doors must be Type-1 Glue (Glue and Plywood) for Exterior use. Hardboard is not recommended for exterior use.**  
**20-Minute Labeled Fire Doors - (Not recommended for exterior use.)** ▲ In Stock No Cal, So Cal Allow 1 Week Lead- Time  
 1-3/4 Solid Core Slabs - (Maximum Size 4/0 x 8/0) ■ In Stock So Cal, No Cal Allow 1 Week Lead- Time  
 For Prefit with Label applied see Prefit / Prehung Section , page 2 for charges.  
**Note:** -Jobsite Inspectors require Metal Labeled Doors. These labels must be applied by a licensed prefitter only.  
 These doors also stocked prefit to match Timely Frames - Add Prefit charges. Section V page 2.  
 'B1' These Doors Also Stocked Bev-1 (No Cal Only)  
 ● These Doors are also Stocked in So Cal Prefit to Timely. Add Prefit charges from Section V Page 2. No Cal Allow 1 Week Lead-Time.



# SMOOTH SKIN MOLDED PANEL DOORS

|   | Size                 | SM.Colonist | Carrara    | Cashal   | Caiman   | Corvado  | 7-0 Tall Carrara |
|---|----------------------|-------------|------------|----------|----------|----------|------------------|
| <b>HOLLOW CORE</b>  |                      |             |            |          |          |          |                  |
|  <p>SM Colonist® Carrara®</p>   | † 1/0 x 6/8 x 1-3/8  | \$ 66.55    |            |          |          |          |                  |
|   | † 1/2 x 6/8 x 1-3/8  | 66.55       |            |          |          |          |                  |
|   | † 1/3 x 6/8 x 1-3/8  | 66.55       |            |          |          |          |                  |
|   | † 1/4 x 6/8 x 1-3/8  | 66.55       |            |          |          |          |                  |
|   | 1/6 x 6/8 x 1-3/8    | 69.55       |            | \$ 69.55 | \$ 69.55 | \$ 69.55 | \$ 87.30         |
|   | 1/8 x 6/8 x 1-3/8    | 69.55       |            | 69.55    | 69.55    | 69.55    | 87.30            |
|   | † 1/10 x 6/8 x 1-3/8 | 70.60       | \$70.60    |          | 70.60    |          |                  |
|   | 2/0 x 6/8 x 1-3/8    | 70.60       | ▲ 70.60    | 70.60    | 70.60    | 70.60    | 87.30            |
|   | 2/2 x 6/8 x 1-3/8    | 73.50       | 73.50      | 73.50    | 73.50    | 73.50    | 96.75            |
|   | 2/4 x 6/8 x 1-3/8    | 73.50       | ▲ 73.50    | 73.50    | 73.50    | 73.50    | 96.75            |
| 2/6 x 6/8 x 1-3/8   | 77.20                | ▲ 77.20     | 77.20      | 77.20    | 77.20    | 103.65   |                  |
| 2/8 x 6/8 x 1-3/8   | 81.40                | ▲ 81.40     | 81.40      | 81.40    | 81.40    | 106.30   |                  |
| 2/10 x 6/8 x 1-3/8  | 86.50                | ▲ 86.50     | 86.50      | 86.50    | 86.50    | 109.20   |                  |
| 3/0 x 6/8 x 1-3/8   | 86.50                | ▲ 86.50     | 86.50      | 86.50    | 86.50    | 109.20   |                  |
|  <p>Cashal® †Caiman®</p> <p>†Caiman Style Door is also available with 10-13/16 ADA Compliant Bottom Rail</p>           | 2/0 x 8/0 x 1-3/8    | 150.95      | 150.95     | 150.95   | 150.95   | 150.95   |                  |
|   | 2/4 x 8/0 x 1-3/8    | 154.60      | 154.60     | 154.60   | 154.60   | 154.60   |                  |
|   | 2/6 x 8/0 x 1-3/8    | 161.85      | 161.85     | 161.85   | 161.85   | 161.85   |                  |
|   | 2/8 x 8/0 x 1-3/8    | 166.65      | 166.65     | 166.65   | 166.65   | 166.65   |                  |
|   | 3/0 x 8/0 x 1-3/8    | 175.10      | 175.10     | 175.10   | 175.10   | 175.10   |                  |
| † These doors have Narrow Layout.<br>Shaded items also stocked in Southern California with fiber stile and rail, beveled and sized.<br>Deduct \$ 4.30 ▲ In Stock NO Cal with Fiber Stile and Rail BEV 2 |                      |             |            |          |          |          |                  |
| <b>SOLID CORE</b>   |                      |             |            |          |          |          |                  |
|  <p>Corvado®</p> <p>Matching Bi-Folds available. See Section 6, page 3.</p>  | 2/0 x 6/8 x 1-3/8    | \$145.95    | \$145.95   | \$145.95 | \$145.95 | \$145.95 | \$166.95         |
|   | 2/2 x 6/8 x 1-3/8    | 152.25      | 152.25     | 152.25   | 152.25   | 152.25   |                  |
|   | 2/4 x 6/8 x 1-3/8    | 152.25      | 152.25     | 152.25   | 152.25   | 152.25   | 173.25           |
|   | 2/6 x 6/8 x 1-3/8    | 157.50      | 157.50     | 157.50   | 157.50   | 157.50   | 178.50           |
|   | 2/8 x 6/8 x 1-3/8    | 160.65      | 160.65     | 160.65   | 160.65   | 160.65   | 181.65           |
|   | 3/0 x 6/8 x 1-3/8    | 166.95      | 166.95     | 166.95   | 166.95   | 166.95   | 187.95           |
|   | 2/0 x 8/0 x 1-3/8    | 233.10      | 233.10     | 233.10   | 233.10   | 233.10   |                  |
|   | 2/4 x 8/0 x 1-3/8    | 241.50      | 241.50     | 241.50   | 241.50   | 241.50   |                  |
|   | 2/6 x 8/0 x 1-3/8    | 249.90      | 249.90     | 249.90   | 249.90   | 249.90   |                  |
|   | 2/8 x 8/0 x 1-3/8    | 262.50      | 262.50     | 262.50   | 262.50   | 262.50   |                  |
| 3/0 x 8/0 x 1-3/8   | 270.90               | 270.90      | 270.90     | 270.90   | 270.90   |          |                  |
| <b>1-3/4" 20-MINUTE WARNOCK HERSEY INK STAMP</b>  |                      |             |            |          |          |          |                  |
| 2/6 x 6/8 x 1-3/4   | \$180.60             | \$180.60    | \$180.60 ■ | \$180.60 | \$180.60 | \$201.60 |                  |
| 2/8 x 6/8 x 1-3/4   | 180.60               | 180.60      | 180.60     | 180.60   | 180.60   | \$201.60 |                  |
| 3/0 x 6/8 x 1-3/4   | 189.00               | 189.00      | 189.00     | 189.00   | \$189.00 | \$210.00 |                  |
| 2/6 x 8/0 x 1-3/4   | 285.60               | 285.60 ■    | 285.60 ■   | 285.60 ■ |          |          |                  |
| 2/8 x 8/0 x 1-3/4   | 309.50               | 309.50      | 309.50     | 309.50   |          |          |                  |
| 3/0 x 8/0 x 1-3/4   | \$331.55             | 331.55      | 331.55     | 331.55   |          |          |                  |

Molded Panel Doors are NOT warranted for exterior use.

**20-Minute Labeled 1-3/4" Solid Core Fire Doors** For Prefit with Label applied see Prefit Section V, page 2 for charges.

**Note:** Jobsite Inspectors require Metal Labeled Doors. These labels must be applied by a licensed prefitter only.

**Note:** Solid Core Craftsman III / Conmore are constructed with a Semi-Solid Core.

Rockport Available on Special order, Call for Quote

▲ In Stock No Cal, So Cal Allow 1 Week Lead- Time

■ In Stock So Cal, No Cal Allow 1-Week Lead-time



# SMOOTH SKIN MOLDED PANEL DOORS

| Size                 | Coventry | Princeton | Rockport▲ |
|----------------------|----------|-----------|-----------|
| <b>HOLLOW CORE</b>   |          |           |           |
| ✦ 1/0 x 6/8 x 1-3/8  | \$66.55▲ |           |           |
| ✦ 1/2 x 6/8 x 1-3/8  | \$66.55▲ |           |           |
| ✦ 1/3 x 6/8 x 1-3/8  | \$66.55▲ |           |           |
| ✦ 1/4 x 6/8 x 1-3/8  | \$66.55▲ |           |           |
| 1/6 x 6/8 x 1-3/8    | \$69.55  | \$69.55   | \$69.55▲  |
| 1/8 x 6/8 x 1-3/8    | \$69.55  | \$69.55   | \$69.55▲  |
| ✦ 1/10 x 6/8 x 1-3/8 | \$70.60  | \$70.60   |           |
| 2/0 x 6/8 x 1-3/8    | \$70.60  | \$70.60   | \$70.60▲  |
| 2/2 x 6/8 x 1-3/8    | \$73.50  | \$73.50   | \$73.50▲  |
| 2/4 x 6/8 x 1-3/8    | \$73.50  | \$73.50   | \$73.50▲  |
| 2/6 x 6/8 x 1-3/8    | \$77.20  | \$77.20   | \$77.20▲  |
| 2/8 x 6/8 x 1-3/8    | \$81.40  | \$81.40   | \$81.40▲  |
| 2/10 x 6/8 x 1-3/8   | \$86.50  | \$86.50   | \$86.50▲  |
| 3/0 x 6/8 x 1-3/8    | \$86.50  | \$86.50   | \$86.50▲  |
| 2/0 x 8/0 x 1-3/8    | \$150.95 | \$150.95  | \$150.95▲ |
| 2/4 x 8/0 x 1-3/8    | \$154.60 | \$154.60  | \$154.60▲ |
| 2/6 x 8/0 x 1-3/8    | \$161.85 | \$161.85  | \$161.85▲ |
| 2/8 x 8/0 x 1-3/8    | \$166.65 | \$166.65  | \$166.65▲ |
| 3/0 x 8/0 x 1-3/8    | \$175.10 | \$175.10  | \$175.10▲ |

✦ These doors have Narrow Layout.

Shaded items also stocked with fiber stile and rail, beveled & sized. Deduct \$ 4.30

## SOLID CORE

|                    |          |          |  |
|--------------------|----------|----------|--|
| 1/6 x 6/8 x 1-3/8  |          |          |  |
| 1/8 x 6/8 x 1-3/8  |          |          |  |
| 2/0 x 6/8 x 1-3/8  | \$145.95 | \$145.95 |  |
| 2/2 x 6/8 x 1-3/8  | \$152.25 | \$152.25 |  |
| 2/4 x 6/8 x 1-3/8  | \$152.25 | \$152.25 |  |
| 2/6 x 6/8 x 1-3/8  | \$157.50 | \$157.50 |  |
| 2/8 x 6/8 x 1-3/8  | \$160.65 | \$160.65 |  |
| 2/10 x 6/8 x 1-3/8 |          |          |  |
| 3/0 x 6/8 x 1-3/8  | \$166.95 | \$166.95 |  |
| 2/0 x 8/0 x 1-3/8  | \$233.10 | \$233.10 |  |
| 2/4 x 8/0 x 1-3/8  | \$241.50 | \$241.50 |  |
| 2/6 x 8/0 x 1-3/8  | \$249.90 | \$249.90 |  |
| 2/8 x 8/0 x 1-3/8  | \$262.50 | \$262.50 |  |
| 3/0 x 8/0 x 1-3/8  | \$270.90 | \$270.90 |  |

## 1-3/4" 20-Minute Warnock Hersey Ink Stamp

|                   |           |           |           |
|-------------------|-----------|-----------|-----------|
| 2/6 x 6/8 x 1-3/4 | \$180.60  | \$180.60  | \$180.60▲ |
| 2/8 x 6/8 x 1-3/4 | \$180.60  | \$180.60  | \$180.60▲ |
| 3/0 x 6/8 x 1-3/4 | \$189.00  | \$189.00  | \$189.00▲ |
| 2/6 x 8/0 x 1-3/4 | \$285.60■ | \$285.60■ |           |
| 2/8 x 8/0 x 1-3/4 | \$309.50  | \$309.50  |           |
| 3/0 x 8/0 x 1-3/4 | \$331.55  | \$331.55  |           |

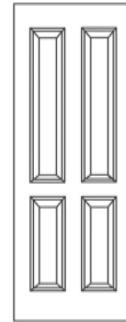
Molded Panel Doors are NOT warranted for exterior use.

## 20-Minute Labeled 1-3/4" Solid Core Fire Doors


For Prefit with Label applied see Prefit Section V, page 2 for charges.

Note: -Jobsite Inspectors require Metal Labeled Doors. These labels must be applied by a licensed prefitter only.

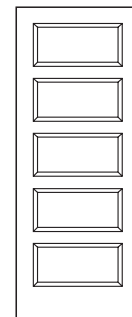
\* Note: Solid Core Craftsman III / Conmore are constructed with a Semi-Solid Core.



Coventry®



Princeton®



Rockport®

Some skins available in 7/0 heights. Call for Quote.

60-Minute Molded Fire rated. Call for Quote.

Matching Bi-Folds available. See Section 6, page 3.

▲ In Stock No Cal, So Cal Allow 1 Week Lead- Time

■ In Stock So Cal, No Cal Allow 1 Weel Lead- Time


✦ In Stock NO Cal Fiber Stile and Rail



# SMOOTH SKIN MOLDED PANEL DOORS

## Flat Panel Design


| Size               | Craftsman III | Conmore  | Madison  | Monroe   |
|--------------------|---------------|----------|----------|----------|
| <b>HOLLOW CORE</b> |               |          |          |          |
| 1/6 x 6/8 x 1-3/8  | \$107.00      | \$107.00 | \$107.00 | \$107.00 |
| 1/8 x 6/8 x 1-3/8  | \$107.00      | \$107.00 | \$107.00 |          |
| 2/0 x 6/8 x 1-3/8  | \$107.00      | \$107.00 | \$107.00 | \$107.00 |
| 2/2 x 6/8 x 1-3/8  | \$112.35      | \$112.35 | \$112.35 | \$112.35 |
| 2/4 x 6/8 x 1-3/8  | \$112.35      | \$112.35 | \$112.35 | \$112.35 |
| 2/6 x 6/8 x 1-3/8  | \$115.60      | \$115.60 | \$115.60 | \$115.60 |
| 2/8 x 6/8 x 1-3/8  | \$117.70      | \$117.70 | \$117.70 | \$117.70 |
| 2/10 x 6/8 x 1-3/8 | \$124.15      | \$124.15 | \$124.15 | \$124.15 |
| 3/0 x 6/8 x 1-3/8  | \$124.15      | \$124.15 | \$124.15 | \$124.15 |
| 2/0 x 8/0 x 1-3/8  |               |          |          | \$173.25 |
| 2/4 x 8/0 x 1-3/8  |               |          |          | \$186.45 |
| 2/6 x 8/0 x 1-3/8  |               |          |          | \$186.45 |
| 2/8 x 8/0 x 1-3/8  |               |          |          | \$199.65 |
| 3/0 x 8/0 x 1-3/8  |               |          |          | \$205.95 |



Craftsman III®

Conmore®

| Size               | Craftsman III | Conmore  | Madison | Monroe |
|--------------------|---------------|----------|---------|--------|
| <b>SOLID CORE</b>  |               |          |         |        |
| 1/6 x 6/8 x 1-3/8  | \$197.95      |          |         |        |
| 1/8 x 6/8 x 1-3/8  | \$197.95      |          |         |        |
| 2/0 x 6/8 x 1-3/8  | \$165.85      | \$165.85 |         |        |
| 2/2 x 6/8 x 1-3/8  | \$171.20      | \$171.20 |         |        |
| 2/4 x 6/8 x 1-3/8  | \$171.20      | \$171.20 |         |        |
| 2/6 x 6/8 x 1-3/8  | \$177.65      | \$177.65 |         |        |
| 2/8 x 6/8 x 1-3/8  | \$183.00      | \$183.00 |         |        |
| 2/10 x 6/8 x 1-3/8 | \$192.60      |          |         |        |
| 3/0 x 6/8 x 1-3/8  | \$192.60      | \$192.60 |         |        |
| 2/0 x 8/0 x 1-3/8  |               |          |         |        |
| 2/4 x 8/0 x 1-3/8  |               |          |         |        |
| 2/6 x 8/0 x 1-3/8  |               |          |         |        |
| 2/8 x 8/0 x 1-3/8  |               |          |         |        |
| 3/0 x 8/0 x 1-3/8  |               |          |         |        |



Madison®

Monroe®

Some skins available in 7/0 heights. Call for Quote.

| <b>1-3/4" 20-Minute Warnock Hersey Ink Stamp</b> |          |          |          |          |
|--|----------|----------|----------|----------|
| 2/6 x 6/8 x 1-3/4                                | \$246.10 | \$246.10 | \$267.50 | \$267.50 |
| 2/8 x 6/8 x 1-3/4                                | \$246.10 | \$246.10 | \$267.50 | \$267.50 |
| 3/0 x 6/8 x 1-3/4                                | \$265.40 | \$265.40 | \$288.90 | \$288.90 |
| 2/6 x 8/0 x 1-3/4                                |          |          | \$310.00 | \$310.00 |
| 2/8 x 8/0 x 1-3/4                                |          |          | \$330.00 | \$330.00 |
| 3/0 x 8/0 x 1-3/4                                |          |          | \$350.00 | \$350.00 |

Matching Bi-Folds available. See Section 6, page 3.

Molded Panel Doors are NOT warranted for exterior use.

**20-Minute Labeled 1-3/4" Solid Core Fire Doors**

For Predit with Label applied see Predit Section V, page 2 for charges.

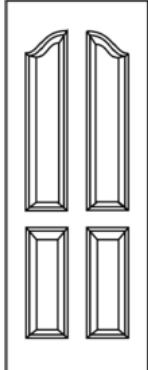



**Note:** -Jobsite Inspectors require Metal Labeled Doors. These labels must be applied by a licensed prefitter only.

\* **Note:** Solid Core Craftsman III / Conmore are constructed with a Semi-Solid Core.

■ In Stock So Cal, No Cal Allow 1 Weel Lead- Time



# EMBOSSED SKIN MOLDED PANEL DOORS

|  | Size  | Provincial                                       | Camden   | Avalon    | Colonist |          |  |
|--|---|--|----------|-----------|----------|----------|--|
| <b>HOLLOW CORE</b>   |   |  |          |           |          |          |  |
| <br>Provincial® | ✦ 1/0 x 6/8 x 1-3/8   | \$66.55▲   | \$66.55▲ |           | \$66.55▲ |          |  |
|  | ✦ 1/2 x 6/8 x 1-3/8   | \$66.55▲   | \$66.55▲ |           | \$66.55  |          |  |
|  | ✦ 1/3 x 6/8 x 1-3/8   | \$66.55▲   | \$66.55▲ |           | \$66.55  |          |  |
|  | ✦ 1/4 x 6/8 x 1-3/8   | \$66.55▲   | \$66.55▲ |           | \$66.55  |          |  |
|  | 1/6 x 6/8 x 1-3/8   | \$69.55  | \$69.55  | \$69.55   | \$69.55  |          |  |
|  | 1/8 x 6/8 x 1-3/8   | \$69.55  | \$69.55  | \$69.55   | \$69.55  |          |  |
|  | ✦ 1/10 x 6/8 x 1-3/8  | \$70.60  | \$70.60  | \$70.60   | \$70.60  |          |  |
|  | 2/0 x 6/8 x 1-3/8   | \$70.60  | \$70.60  | \$70.60   | \$70.60  |          |  |
|  | 2/2 x 6/8 x 1-3/8   | \$73.50  | \$73.50  | \$73.50▲  | \$73.50  |          |  |
|  | 2/4 x 6/8 x 1-3/8   | \$73.50  | \$73.50  | \$73.50   | \$73.50  |          |  |
|  | 2/6 x 6/8 x 1-3/8   | \$77.20  | \$77.20  | \$77.20   | \$77.20  |          |  |
|  | 2/8 x 6/8 x 1-3/8   | \$81.40  | \$81.40  | \$81.40   | \$81.40  |          |  |
|  | 2/10 x 6/8 x 1-3/8  | \$86.50  | \$86.50  | \$86.50   | \$86.50  |          |  |
|  | 3/0 x 6/8 x 1-3/8   | \$86.50  | \$86.50  | \$86.50   | \$86.50  |          |  |
| <br>Camden®     | 2/0 x 8/0 x 1-3/8   |  |          |           | \$150.95 |          |  |
|  | 2/4 x 8/0 x 1-3/8   |  |          |           | \$154.60 |          |  |
|  | 2/6 x 8/0 x 1-3/8   |  |          |           | \$161.85 |          |  |
|  | 2/8 x 8/0 x 1-3/8   |  |          |           | \$166.65 |          |  |
|  | 3/0 x 8/0 x 1-3/8   |  |          |           | \$175.10 |          |  |
|  | ✦ These doors have Narrow Layout.   |  |          |           |          |          |  |
|  | Shaded Items also stocked in Southern California with fiber stile and rail, beveled & sized. 6' 7-1/8" Deduct \$ 4.30 |  |          |           |          |          |  |
| <b>SOLID CORE</b>  |   |  |          |           |          |          |  |
| <br>Avalon®    | 2/0 x 6/8 x 1-3/8   | \$145.95   | \$145.95 | \$145.95  | \$145.95 |          |  |
|  | 2/2 x 6/8 x 1-3/8   | \$152.25   | \$152.25 | \$152.25▲ | \$152.25 |          |  |
|  | 2/4 x 6/8 x 1-3/8   | \$152.25   | \$152.25 | \$152.25  | \$152.25 |          |  |
|  | 2/6 x 6/8 x 1-3/8   | \$157.50   | \$157.50 | \$157.50  | \$157.50 |          |  |
|  | 2/8 x 6/8 x 1-3/8   | \$160.65   | \$160.65 | \$160.65  | \$160.65 |          |  |
|  | 3/0 x 6/8 x 1-3/8   | \$166.95   | \$166.95 | \$166.95  | \$166.95 |          |  |
|  | 2/0 x 8/0 x 1-3/8   |  |          |           | \$233.10 |          |  |
|  | 2/4 x 8/0 x 1-3/8   |  |          |           | \$241.50 |          |  |
|  | 2/6 x 8/0 x 1-3/8   |  |          |           | \$249.90 |          |  |
|  | 2/8 x 8/0 x 1-3/8   |  |          |           | \$262.50 |          |  |
|  | 3/0 x 8/0 x 1-3/8   |  |          |           | \$270.90 |          |  |
|  | <br>Colonist®                       | <b>1-3/4" 20-Minute Warnock Hersey Ink Stamp</b> |          |           |          |          |  |
|  |   | 2/6 x 6/8 x 1-3/4                                | \$180.60 | \$180.60  | \$180.60 | \$180.60 |  |
|  |   | 2/8 x 6/8 x 1-3/4                                | \$180.60 | \$180.60  | \$180.60 | \$180.60 |  |
| 3/0 x 6/8 x 1-3/4  |   | \$189.00   | \$189.00 | \$189.00  | \$189.00 |          |  |
| 2/6 x 8/0 x 1-3/4  |   |  |          |           | \$285.60 |          |  |
| 2/8 x 8/0 x 1-3/4  |   |  |          |           | \$309.50 |          |  |
| 3/0 x 8/0 x 1-3/4  |   |  |          |           | \$331.55 |          |  |

Molded Panel Doors are NOT warranted for exterior use.

**20-Minute Labeled 1-3/4" Solid Core Fire Doors**

For Prefit with Label applied see Prefit Section V, page 2 for charges.

**Note:** - Jobsite Inspectors require Metal Labeled Doors. These labels must be applied by a licensed prefitter only.

Matching Bi-Folds available.  
See Section 6, page 3.

Some skins available  
in 7/0 heights.  
Call for quote.

60-Minute Molded  
Fire rated.  
Call for Quote.

▲ In Stock No Cal, So Cal Allow 1 Week Lead- Time  
■ In Stock So Cal, No Cal Allow 1 Weel Lead- Time





# FLUSH FIRE DOORS - 60 & 90 MINUTE

1-3/4" THICK - MINERAL CORE

| Size              | 60-Minute Rated |            | 90-Minute Rated |
|-------------------|-----------------|------------|-----------------|
|                   | Hardboard       | Birch      | Birch           |
| 2/6 x 6/8 x 1-3/4 | \$472.50 ■      | \$504.00 ■ |                 |
| 2/8 x 6/8 x 1-3/4 | \$472.50 ■      | \$504.00 ■ |                 |
| 3/0 x 6/8 x 1-3/4 | \$493.50 ■      | \$525.00   | \$590.65 ■      |
| 2/6 x 7/0 x 1-3/4 |                 | \$519.75 ■ |                 |
| 3/0 x 7/0 x 1-3/4 | \$506.65 ■      | \$540.75   | \$643.15 ■      |

**Note:** 1/2" Max. trim in height and 1/4" undersize only. All others Quote only, allow for lead-time.

**Mineral Core Doors are NOT warranted for exterior use.**

**WARNING:**

CURRENT LAW STATES THAT FIRE DOORS MUST BE PRE-FIT BY A LICENSED LABELING SERVICE IN ORDER FOR A LABEL TO BE APPLIED. T.M.COBB IS A LICENSED LABELING SERVICE.

For Prefitting of Fire Doors with Warnock Hersey Metal Label applied, see Prefit / Prehung Section V Page 2.

Metal Vision Lites available, please see Page 11.

Timely Frames available, See Timely Section

Other Wood Species available - Please call for Quote.

**Fire Door Facts:**

Highest rating for a Wood Fire Door is 1-1/2 hours (B-Label).

Maximum size for 1/3-Hour, 3/4-Hour or 1-Hour doors is 4/0 x 9/0 or 3/0 x 10/0 Single Doors;

8/0 x 8/0 Regular Pair or 8/0 x 8/0 Double Egress.

For 1-1/2 Hour doors 4/0 x 9/0 Single door; 6/0 x 7/0 or 8/0 x 8/0 Regular Pair. Not approved for Double Egress.

Maximum glass area (1/4" polished wire in approved metal surround) for 1-hour and 1-1/2 Hour Fire Doors is 100 square inches. Maximum width 10"; Maximum length 33"

Maximum glass area (1/4" polished wire in approved metal surround) for 1/3-hour and 3/4 hour Fire Doors is 1296 square inches. Maximum width 30"; maximum length 54".

Metal edges and astraglas (FMEA) must be used on meeting edges of Fire Doors when used as a pair.

Fire Doors must be hung in an approved steel frame to maintain Warnock Hersey rating.

U.L. approved fusible link door louvers may be factory installed on wood fire doors - maximum size is 24" x 24"

For 60 & 90 minute Fire Doors only.

Full mortise or half-surface hinges may be used. Mortised hinges should be attached to door with #12 x 1-1/4" self-tapping sheet metal screws, cadmium plated or rust-resistant. Surface hinges to be secured with steel through bolts. Hinges must be applied to labeled edge of Fire Doors

Above information is generalized. For special conditions and requirements, contact the State Fire Marshal in your area. Correctness and selection shall be the sole responsibility of the purchaser. For further information please refer to Cobb Fire Door Specification pages.

■ In Stock So Cal, No Cal Allow 1 Week Lead-Time  
Doors Prefit with Labels Allow 2 Weeks Lead-Time





# ARCHITECTURAL FLUSH DOORS

## Rotary Natural Birch

|                   |            |
|-------------------|------------|
| 2/6 x 6/8 x 1-3/4 | \$619.50 ▲ |
| 2/8 x 6/8 x 1-3/4 | \$676.20 ▲ |
| 3/0 x 6/8 x 1-3/4 | \$680.40 ▲ |
| 3/6 x 6/8 x 1-3/4 | \$906.15 ▲ |
|                   |            |
| 2/8 x 7/0 x 1-3/4 | \$704.55 ▲ |
| 3/0 x 7/0 x 1-3/4 | \$707.70 ▲ |
| 3/6 x 7/0 x 1-3/4 | \$934.50 ▲ |

▲ No Cal In Stock, So Cal Allow 1-week lead-time.

## Stave Lumber Core - WIC Custom Grade w/ Hardwood stiles, Type-1 Glue

### APC-1 Construction:

- Meet or exceed current industry standards - A.W.I. 1300, WDMA, and WIC 20
- Lumber Core
- 1-1/4" Hardwood Stiles
- 1-1/8" Softwood Rails
- Bonded to Core construction
- Type-1 Adhesive

Let T.M.Cobb quote your Commercial project for you. Architectural doors, fire doors, acoustically rated doors. T.M.Cobb manufactures a full line of doors for commercial and institutional installations. This extensive product line can be factory equipped with vision panels and louvers, if desired. Using computer controlled cutting equipment, our detail department can prepare doors for locks, hinges and other hardware. Our factory finish exceeds the most stringent industry standards and is available in both standard and custom colors. Finishing of doors in a controlled environment results in a finish quality that is virtually unattainable at the job site.

This is just a sample of what we can offer you:

Plain Sliced American Black Walnut  
 Plain Sliced American Red Oak  
 Plain Sliced Cherry  
 Plain Sliced Honduras Mahogany  
 Plain Sliced Maple  
 Particle Board Core  
 Lumber Core

Plain Sliced Natural Birch  
 Plain Sliced Select White Birch  
 Rift Cut Red Oak  
 Rift Cut White Oak  
 Rotary Natural Birch  
 Mineral Core  
 Special Purpose Core

Rotary Red Oak  
 Rotary Select White Birch  
 Vertical Grain Fir  
 Medium Density Overlay  
 High Pressure Plastic Laminates  
 Protective Packaging  
 Prefinishing



# FLUSH DOOR EXTRAS

**ALL OPTIONS REQUIRE ADDITIONAL LEAD-TIME**

|  | <b>FLUSH<br/>DOORS</b> | <b>MOLDED<br/>DOORS</b> |
|--|------------------------|-------------------------|
| <b>NON STOCK SIZES:</b> Hollow Core or Solid Core ●                                |                        |                         |
| <b>REGULAR SERVICE:</b> ADD to next larger size .....                              | \$69.00                | \$69.00★                |
| Allow 4-weeks delivery for Special Manufacture Doors                               |                        |                         |
| <b>EXPRESS SERVICE:</b> For odd height or width - Add to the next larger size..... | \$86.50                | \$86.50★+               |
| For BOTH odd height and width - Add to the next larger size.....                   | \$110.00               | +(Height only)          |
| Allow 5-Days for Delivery on Express Service doors                                 |                        |                         |

**NOTE;**

- Odd size 60 or 90 minute fire doors or stave core not applicable. - Call for quote.
- ★ Odd Molded doors are subject to design limitations and thus require quotation.

**PRICING NON-STOCK DOORS:**

Add 2" to the desired width and use the next larger size door for base price, and add regular or express service.

**CUT-OUTS OPEN:** (No Stops)

|  |         |
|--|---------|
| Solid Core ADD .....                       | \$24.75 |
| Hollow Core (including blocking) ADD ..... | \$62.00 |

**GLAZED OPENINGS:**

Installation - ADD to above price (includes Alder Lip stop) ..... \$45.00  
 Glass - Select type of glass below, prices for glass are per square foot with two square foot minimum per lite.  
 Square footage is calculated to the next even inch.

|                                  |         |                                 |         |
|----------------------------------|---------|---------------------------------|---------|
| 1/8" Tempered Clear .....        | \$29.00 | 1/4" White Safety Laminate..... | \$92.00 |
| 3/16" Tempered Clear .....       | \$36.00 | 1/8" Tempered Bronze.....       | \$35.00 |
| 1/8" Tempered P516 Obscure ..... | \$40.00 | 3/16" Tempered Bronze.....      | \$44.00 |
| 1/4" Clear Safety Laminate ..... | \$68.00 | 3/16" Tempered Grey.....        | \$44.00 |

**WARNING: FEDERAL LAW REQUIRES SAFETY GLAZING ON ALL DOORS**

**VISION LITES AND VENTS (METAL AND WOOD):** See Page 11.

**DUTCH DOOR:** Hollow or Solid Core - 1-3/8" or 1-3/4"

|   |          |
|---|----------|
| Square Cut .....  | \$109.60 |
| Rabbeted Cut (Overall height will be reduced by 3/4". If full height required figure next larger door height) ..... | \$117.50 |

**TYPE-1 GLUE:** (Water Resistant)

See Page 3 for stock Hardboard and Birch Slabs, All others require quotation.

**STAVED LUMBER CORE:**

See Page 3 for stock Hardboard and Birch Slabs, All others require quotation.

See Page 8 for stock Architectural Grade Birch, All others require quotations.

**Complete Line of  
 Architectural Doors  
 available, call for Quote.**

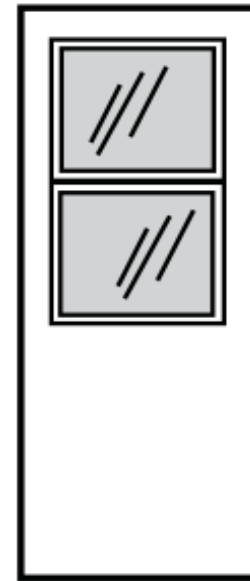
**Additional Construction options  
 also available, call for Quote.**



## FLUSH COMBINATION

### SOLID CORE DOORS - Type-1 Glue Line.

|                   | (HDF)            | Lauan    | Birch    | Red Oak  |
|-------------------|------------------|----------|----------|----------|
| <b>1-3/8"</b>     | <b>Hardboard</b> |          |          |          |
| 2/6 x 6/8 x 1-3/8 | \$321.75★        | \$327.70 | \$338.10 | \$351.25 |
| 2/8 x 6/8 x 1-3/8 | \$323.05★        | \$331.25 | \$342.05 | \$356.50 |
| 3/0 x 6/8 x 1-3/8 | \$326.30★        | \$334.10 | \$351.95 | \$367.00 |
| <b>1-3/4"</b>     |                  |          |          |          |
| 2/6 x 6/8 x 1-3/4 | \$319.40★        | \$337.25 | \$343.10 | \$361.75 |
| 2/8 x 6/8 x 1-3/4 | \$321.85★        | \$341.00 | \$349.85 | \$367.00 |
| 3/0 x 6/8 x 1-3/4 | \$326.30★        | \$352.80 | \$360.15 | \$377.50 |



#### Additions:

Tempered P516 Obscure \$45.00 Allow for Lead-time.

**Hardboard (HDF) is not recommended for exterior use.**

For Stile and Rail Flat Panel or 2-Raised Panel Combinations  
See Stile & Rail Section, Page 37.

## COMBO UNITS ONLY

### TYCO Combo Units w/Screen

| 30" High Units | 1 - 25   | 25 or more |
|----------------|----------|------------|
|                | \$141.45 | \$130.20   |

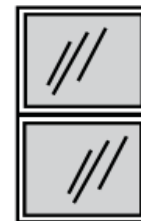
### Widths Available:

20-5/8" x 30" fits 2/4, 2/6 and 2/8 doors.

24-5/8" x 30" fits 2/10 and 3/0 doors.

### **Half Sash** (allow for lead-time)

|                                  |         |
|----------------------------------|---------|
| Tempered Clear, each Sash        | \$45.70 |
| Tempered P516 Obscure, each Sash | \$50.25 |



■ In Stock So Cal, No Cal Allow 1 Weel Lead- Time

★No Cal Will be PC-2 Standard

All Others Call for Lead-Time

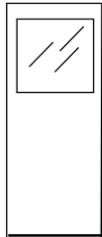


# DOOR LITES & LOUVERS

FOR NEW OR EXISTING SLAB DOORS

## UTILITY LITES FOR SASH DOORS

Specify 1-3/8" or 1-3/4" when ordering



| Unit Size | Tempered Clear |               |
|-----------|----------------|---------------|
|           | Single Glazed  | Dual Glazed ✦ |
| 20 x 24   | \$91.50        | \$160.95      |
| 24 x 24   | \$123.90       | \$192.15      |
| 24 x 30   | \$138.95       | \$211.85      |
| 10 x 10   | \$56.70 ■      |               |
| 12 x 12   | \$66.00 ■      |               |

### Rectangular Lites

|        |           |
|--------|-----------|
| 6 x 10 | \$45.15   |
| 8 x 22 | \$83.40 ■ |

✦ Dual glazed Utility Lites available for 1-3/4" doors only.

Utility Lites are stocked only in Beech / Alder

## WOOD LOUVERS AND FIBER-CANE VENTS

Vent in Bottom and / or Top

Specify 1-3/8" or 1-3/4" when ordering



| Unit Size |                 | Unit Price |
|-----------|-----------------|------------|
| 12 x 8    |                 | \$63.70    |
| 12 x 12   |                 | \$67.15    |
| 16 x 12   |                 | \$88.00    |
| 18 x 12   |                 | \$88.00    |
| 24 x 12   |                 | \$130.85   |
| 12 x 8    | Fiber Cane Vent | \$35.95    |
| 12 x 8    | Metal Cane Vent | \$47.50    |

# STEEL VISION LITES AND LOUVERS

FOR 1-3/4" THICK DOORS

## Vision Lites - Glazed

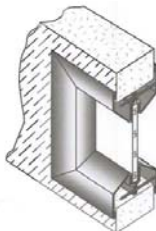
SAFE-wire glass - 90 Minute Rated

Maximum size to retain door rating is 100 square inches

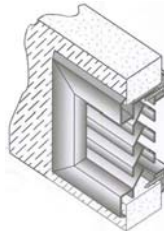
|           |                                 |
|-----------|---------------------------------|
| 6 x 16    | \$169.50 ■                      |
| 7 x 22    | \$220.50 ■                      |
| 10 x 10   | \$148.40 ■                      |
| 12 x 12   | \$153.70 ■                      |
| ◆ 24 x 36 | \$750.00 ■                      |
| ◆ 24 x 36 | is 20-Minute Rated (Not 90-Min) |

## Vision Lites - Open

|         |            |
|---------|------------|
| 6 x 16  | \$82.85 ■  |
| 7 x 22  | \$83.90 ■  |
| 10 x 10 | \$52.75 ■  |
| 12 x 12 | \$57.00 ■  |
| 24 x 36 | \$140.00 ■ |



Vision Lite



Metal Louver

## Metal Galvanized Louvers

Non-Fire Rated

|                                    |            |
|------------------------------------|------------|
| 12 x 8                             | \$97.00 ■  |
| 12 x 12                            | \$105.00 ■ |
| 16 x 12                            | \$114.00 ■ |
| 18 x 12                            | \$116.15 ■ |
| 20 x 12                            | \$137.70 ■ |
| 24 x 12                            | \$139.85 ■ |
| 12 x 8 for 1-3/8" (Non-Galvanized) | \$112.00 ■ |

■ In Stock So Cal, No Cal Allow 1-Week Lead-time.

### ADDITIONS:

Installation charge for Lites and Louvers  
 (includes cut-out and installation)

Please specify desired location of lites and Louvers

ADD for Solid Core.....\$ 44.80 Per opening

ADD for Hollow Core...\$ 78.35 Per opening



# SASH DOORS

1-3/8 or 1-3/4 SOLID CORE DOORS

2/6, 2/8, 3/0 X 6/8 ONLY



**17 - S.G.**

**Single Glazed**  
Tempered Clear

|                 | <b>Unit Size</b> | <b>2/6</b><br><b>20 x 24</b> | <b>2/8</b><br><b>20 x 24</b> | <b>3/0</b><br><b>24 x 24</b> |
|-----------------|------------------|------------------------------|------------------------------|------------------------------|
| Hardboard (HDF) |                  | \$258.90                     | \$261.35                     | \$298.30                     |
| Lauan           |                  | \$276.75                     | \$280.55                     | \$323.75                     |
| Birch           |                  | \$287.80                     | \$291.45                     | \$332.40                     |
| Red Oak         |                  | \$302.30                     | \$307.20                     | \$346.30                     |



**18 - S.G.**

**Single Glazed**  
Tempered Clear

|                 | <b>Unit Size</b> | <b>3/0</b><br><b>24 x 30</b> |
|-----------------|------------------|------------------------------|
| Hardboard (HDF) |                  | \$313.30                     |
| Lauan           |                  | \$339.80                     |
| Birch           |                  | \$347.40                     |
| Red Oak         |                  | \$364.50                     |



**17 - D.G. - 1-3/4 only**

**Dual Glazed**  
Tempered Clear

|                 | <b>Unit Size</b> | <b>2/6</b><br><b>20 x 24</b> | <b>2/8</b><br><b>20 x 24</b> | <b>3/0</b><br><b>24 x 24</b> |
|-----------------|------------------|------------------------------|------------------------------|------------------------------|
| Hardboard (HDF) |                  | \$328.35                     | \$330.85                     | \$366.55                     |
| Lauan           |                  | \$346.20                     | \$348.95                     | \$393.05                     |
| Birch           |                  | \$357.25                     | \$360.90                     | \$400.65                     |
| Red Oak         |                  | \$371.80                     | \$376.65                     | \$417.70                     |



**18 - D.G. - 1-3/4 only**

**Dual Glazed**  
Tempered Clear

|                 | <b>Unit Size</b> | <b>3/0</b><br><b>24 x 30</b> |
|-----------------|------------------|------------------------------|
| Hardboard (HDF) |                  | \$386.20                     |
| Lauan           |                  | \$412.75                     |
| Birch           |                  | \$420.35                     |
| Red Oak         |                  | \$434.25                     |

Utility Lites are stocked only in Beech / Alder