



# TIMELY DOOR FRAMES

	PAGE
S-SERIES 20-GAUGE METAL FRAMES FOR 1-3/8" DOORS .....	2
S-SERIES 20-GAUGE METAL FRAMES FOR 1-3/4" DOORS .....	3-4
A-SERIES 18-GAUGE ADJUSTABLE FRAMES FOR 1-3/4" DOORS.....	4
FRAME-UP 20-GAUGE ADJUSTABLE KERFED FRAMES.....	5
CK SERIES 18-GAUGE FIXED THROAT KERFED FRAMES.....	6
BORROWED LITE FRAMES .....	7
TIMELY OPTIONS AND ACCESSORIES.....	8
TIMELY FRAMES GENERAL INFORMATION.....	9
TIMELY FRAME - PREFIT SPECIFICATIONS.....	10

ORDERING:

- Provide us with the door size and thickness
- Provide us with the wall size and series
- Provide us with the correct handing. 6/8 and 7/0 frames are reversible, except where noted.

HINGE PREPARATION FOR 1-3/8" DOORS

- 235 denotes 2 each 3-1/2" hinges
- 335 denotes 3 each 3-1/2" hinges
- 435 denotes 4 each 3-1/2" hinges

HINGE PREPARATION FOR 1-3/4" DOORS

- 340 denotes 3 each 4" hinges
- 440 denotes 4 each 4" hinges
- 640 denotes 6 each 4" hinges (3 hinges each side of frame)
- 840 denotes 8 each 4" hinges (4 hinges each side of frame)

FINISH

- Browntone, Western White, Alumatone and Black



## TIMELY DOOR FRAMES

- FOR 1-3/8 THICK DOORS • TA-1 STRIKE INCLUDED
- TA-8 CASING • TA-1 ZINCROME STRIKES INCLUDED

### BROWNTONE

Single Units - 2/0, 2/4, 2/6, 2/8, 3/0, 3/6

Frame Call-out	Wall Size	Hinge Prep	List Price
45S-235	4-1/2" to 4-5/8"	1 Pr. 3-1/2 x 3-1/2	\$124.50
47S-235	4-3/4" to 4-7/8"	1 Pr. 3-1/2 x 3-1/2	132.50
47S-335	4-3/4" to 4-7/8"	1-1/2 Pr. 3-1/2 x 3-1/2	135.00

### WESTERN WHITE

Single Units - 2/0, 2/4, 2/6, 2/8, 3/0, 3/6

Frame Call-out	Wall Size	Hinge Prep	List Price
45S-235	4-1/2" to 4-5/8"	1 Pr. 3-1/2 x 3-1/2	\$124.50
47S-235	4-3/4" to 4-7/8"	1 Pr. 3-1/2 x 3-1/2	132.50
47S-335	4-3/4" to 4-7/8"	1-1/2 Pr. 3-1/2 x 3-1/2	135.00

6/8 Frames are reversible

All Units listed above include TA-8 Casing and Zincrome Strikes



## TIMELY DOOR FRAMES

- FOR 1-3/4 THICK DOORS • 90-MINUTE FIRE LABELS
- TA-8 CASING • TA-1 ZINCROME STRIKE INCLUDED.

### BROWNTONE

Single Units - 2/0, 2/4, 2/6, 2/8, 2/10, 3/0, 3/6 Note: 2/10 non-stock in #36

Frame Call-out	Wall Size	Hinge Prep	6/8	7/0	8/0 +
36S-340	3-5/8" to 3-3/4"	1-1/2 Pr. 4 x 4	\$133.25	\$143.00	\$159.75
45S-340	4-1/2" to 4-5/8"	1-1/2 Pr. 4 x 4	133.25	143.00	159.75
47S-340	4-3/4" to 4-7/8"	1-1/2 Pr. 4 x 4	140.75 ☒	151.50 ☒	167.50
53S-340	5-1/4" to 5-3/8"	1-1/2 Pr. 4 x 4	142.50 ☒	154.50	
67C-340	6-3/4" to 6-7/8"	1-1/2 Pr. 4 x 4	206.25	217.50	232.50
72C-340 (3/0 only)	7-1/8" to 7-1/4"	1-1/2 Pr. 4 x 4	217.50	227.50	

☒ #47S stocked reversible and handed. If handed, specify handing.

☒ Stocked to suit Cobb steel door. Order as "J" frame and specify handing.

### BROWNTONE

Paired Units - 4/0, 5/0, 6/0

Frame Call-out	Wall Size	Hinge Prep	6/8	7/0	8/0 +
45S-640	4-1/2" to 4-5/8"	1-1/2 Pr. 4 x 4	\$161.00		
47S-640	4-3/4" to 4-7/8"	1-1/2 Pr. 4 x 4	167.00	\$177.00	\$195.00

### WESTERN WHITE

Single Units - 2/0, 2/4, 2/6, 2/8, 3/0, 3/6 Note: 2/10 stocked in #47 and #53. Note: 2/0 non-stock in #36

Frame Call-out	Wall Size	Hinge Prep	6/8	7/0	8/0 +
36S-340	3-5/8" to 3-3/4"	1-1/2 Pr. 4 x 4	\$133.25	\$143.00	\$159.75
45S-340	4-1/2" to 4-5/8"	1-1/2 Pr. 4 x 4	133.25	143.00	
47S-340	4-3/4" to 4-7/8"	1-1/2 Pr. 4 x 4	140.75 ☒	151.50 ☒	167.50
53S-340	5-1/4" to 5-3/8"	1-1/2 Pr. 4 x 4	142.50 ☒	154.50	168.75
67C-340	6-3/4" to 6-7/8"	1-1/2 Pr. 4 x 4	206.25	217.50	
72C-340 (3/0 only)	7-1/8" to 7-1/4"	1-1/2 Pr. 4 x 4	217.50	227.50	

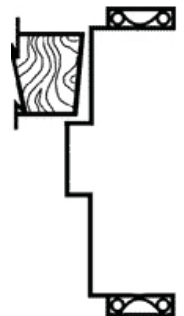
☒ #47S stocked reversible and handed. If handed, specify handing.

☒ Stocked to suit Cobb steel door. Order as "J" frame and specify handing.

### WESTERN WHITE

Paired Units - 4/0, 5/0, 6/0

Frame Call-out	Wall Size	Hinge Prep	6/8	7/0
47S-640	4-3/4" to 4-7/8"	1-1/2 Pr. 4 x 4	\$167.00	\$177.00



### ALUMATONE

Single Units - 2/0, 2/4, 2/6, 2/8, 3/0

Frame Call-out	Wall Size	Hinge Prep	6/8	7/0
47S-340	4-3/4" to 4-7/8"	1-1/2 Pr. 4 x 4	\$151.25	\$162.50
53S-340	5-1/4" to 5-3/8"	1-1/2 Pr. 4 x 4	153.75	165.00
67C-340	6-3/4" to 6-7/8"	1-1/2 Pr. 4 x 4	217.50	227.50

+ Note: 8/0 frames are prepped for 2-pair 4 x 4 Hinges.



## TIMELY STEEL DOOR FRAMES

- FOR 1-3/4" THICK DOORS • 90 MINUTE FIRE LABELS
- TA-8 CASING • TA-1 ZINCROME STRIKES INCLUDED

### BLACK

Single Units - 2/0, 2/4, 2/6, 2/8, 3/0, 3/6

Frame Call-out	Wall Size	Hinge Prep	6/8	7/0	8/0 +
47S-340	4-3/4" to 4-7/8"	1-1/2 Pr. 4 x 4	\$151.25	\$162.50	\$178.75

### BLACK

Paired Units - 4/0, 5/0, 6/0

Frame Call-out	Wall Size	Hinge Prep	6/8	7/0
47S-640	4-3/4" to 4-7/8"	1-1/2 Pr. 4 x 4	\$177.50	\$190.00

### ADJUSTABLE FRAMES

#### BROWNTONE

Single Units - 2/0, 2/4, 2/6, 2/8, 3/0, 3/6

Frame Call-out	Wall Size	Hinge Prep	6/8	7/0
54A-340	3-3/4" to 5-1/2"	1-1/2 Pr. 4 x 4	\$236.50 ☒	\$249.50
73A-340	5-5/8" to 7-3/8"	1-1/2 Pr. 4 x 4	249.50 ☒	265.00
91A-340	7-1/2" to 9-1/8"	1-1/2 Pr. 4 x 4	270.00	285.00

☒ Stocked to suit Cobb steel door. Order as "J" frame and specify handing.

### ADJUSTABLE FRAMES

#### WESTERN WHITE

Single Units - 2/0, 2/4, 2/6, 2/8, 3/0, 3/6 Note: 2/10 stocked in 73A

Frame Call-out	Wall Size	Hinge Prep	6/8	7/0
54A-340	3-3/4" to 5-1/2"	1-1/2 Pr. 4 x 4	\$236.50 ☒	\$249.50
73A-340	5-5/8" to 7-3/8"	1-1/2 Pr. 4 x 4	249.50 ☒	265.00
91A-340	7-1/2" to 9-1/8"	1-1/2 Pr. 4 x 4	270.00 ☒	285.00

☒ Stocked to suit Cobb steel door. Order as "J" frame and specify handing.

### ADJUSTABLE FRAMES

#### WESTERN WHITE

Paired Units - 4/0, 5/0, 6/0

Frame Call-out	Wall Size	Hinge Prep	6/8
54A-640	3-3/4" to 5-1/2"	1-1/2 Pr. 4 x 4	\$280.00
73A-640	5-5/8" to 7-3/8"	1-1/2 Pr. 4 x 4	295.00



+ Note: 8/0 Frames are prepped for 2 pair 4 x 4 Hinges.



## TIMELY FRAME-UP ADJUSTABLE KERFED FRAME

- FOR 1-3/4" THICK DOORS • BRIGHT WHITE PRIMED FINISH • 90-MINUTE LABELED
- TIMELY 340 HINGE PREP • TA-1 STRIKE INCLUDED
- Q-LON COMPRESSION WEATHERSTRIPPING

Frame includes:

- |                                     |  |
|-------------------------------------|--|
| Left or Right Handed                | TA-43 Pre-Hang Pack                          |
| 20 Gauge Base Frame                 | TA-44 Hardware Pack                          |
| 20 Gauge Extender Frame             | TA-1 Zincrome Strike                         |
| Primed High Definition Bright White | Deadbolt Emboss 5-1/2" o.c & Strike included |
| 90-Minute Mylar Fire Labels         | No Casing or Clips Attached                  |
| QEED 500 White Weatherstrip         |  |

BRIGHT WHITE PRIMED

Single Units - 2/0, 2/4, 2/6, 2/8, 3/0

BRIGHT WHITE PRIMED

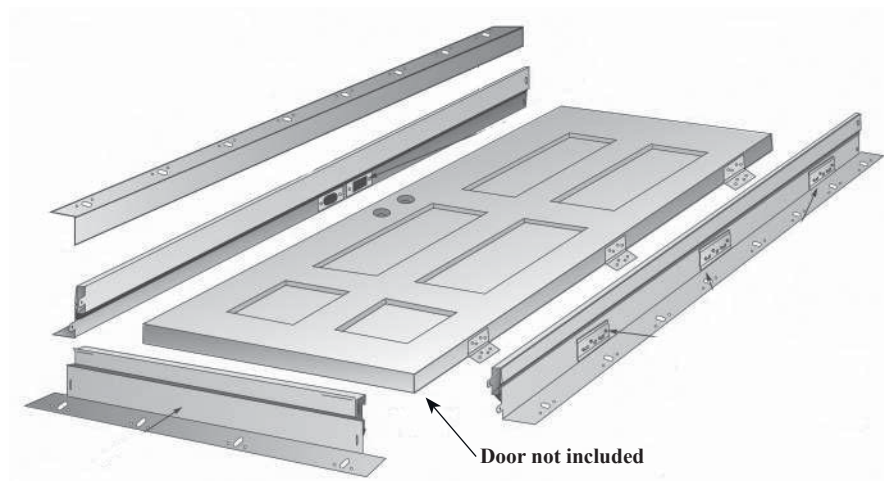
Paired Units - 4/0, 5/0, 6/0

Adjustment Range	Part #	Height			Adjustment Range	Height		
		6/8	7/0	8/0		6/8	7/0	8/0
4-1/2" to 5-1/2"	C53	\$200.00	\$212.00	\$226.00	4-1/2" to 5-1/2"	\$247.00	\$259.00	\$272.00
5-1/2" to 6-1/2"	C63	212.00	224.00	237.00	5-1/2" to 6-1/2"	261.00	273.00	286.00
6-1/2" to 7-1/2"	C73	224.00	236.00	249.00	6-1/2" to 7-1/2"	274.00	286.00	299.00
7-1/2" to 8-1/2"	C83	232.00	244.00	257.00	7-1/2" to 8-1/2"	283.00	295.00	308.00
8-1/2" to 9-1/2"	C93	248.00	260.00	273.00	8-1/2" to 9-1/2"	300.00	312.00	325.00
9-1/2" to 10-1/2"	C103	276.00	288.00	301.00	9-1/2" to 10-1/2"	332.00	344.00	357.00

Shaded in Stock - So. Cal.

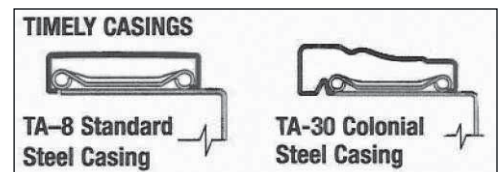
Inner Pack  
 Hinge, Strike and Head  
 Assembly Hardware

Installation Pack  
 Outer Pack  
 2-Jamb  
 1-Head



Casing Options	Per Side
TA-8 1-7/16" Timely Standard Profile .....	\$37.00
TA-30 1-3/4" Colonial Profile.....	48.50
+ TA-18 Casing Retainer Clips (11/pkg) .....	6.75
TA-6 Casing Corner Piece for TA-8 (4/pkg) .....	6.75
TA-31 Casing Corner Piece for TA-30 (4/pkg) .....	6.75

+ TA-18 required on all Timely Casings  
 Note: Standard wood casing can be applied to a Timely Frame.





Special Order  
 Allow for Lead-Time

## TIMELY "CK" SERIES FIXED THROAT KERFED FRAMES

- FOR 1-3/4" THICK DOORS • 18-GAUGE FRAME • 90-MINUTE POSITIVE PRESSURE FIRE RATED
- TIMELY 340 HINGE PREP • TA-1 STRIKE INCLUDED
- Q-LON COMPRESSION WEATHERSTRIPPING

### BROWNTONE OR WESTERN WHITE

Single Units - 2/0, 2/4, 2/6, 2/8, 3/0, 3/6

Throat Sizes ☒	Height		
	6/8	7/0	8/0
4" to 4-1/2"	\$250.00	\$262.50	\$282.50
4-5/8" to 5"	250.00	262.50	282.50
5-1/8" to 5-3/8"	259.00	269.00	289.00
5-1/2" to 6"	283.00	295.00	315.00
6-1/8" to 6-1/2"	325.00	337.50	357.50
6-5/8" to 6-7/8"	350.00	362.50	382.50
7" to 7-1/2"	350.00	362.50	382.50
7-5/8" to 8"	380.00	392.50	412.50

☒ Order frames in 1/8" increments

Paired Units - 4/0, 5/0, 5/4, 6/0

Throat Sizes ☒	Height		
	6/8	7/0	8/0
4" to 4-1/2"	\$297.50	\$310.00	\$330.00
4-5/8" to 5"	297.50	310.00	330.00
5-1/8" to 5-3/8"	305.00	317.50	337.50
5-1/2" to 6"	335.00	347.00	367.50
6-1/8" to 6-1/2"	377.50	390.00	410.00
6-5/8" to 6-7/8"	402.50	415.00	435.00
7" to 7-1/2"	402.50	415.00	435.00
7-5/8" to 8"	432.50	445.00	465.00

### ALUMATONE OR BLACK

Single Units - 2/0, 2/4, 2/6, 2/8, 3/0, 3/6

Throat Sizes ☒	Height		
	6/8	7/0	8/0
4" to 4-1/2"	\$265.00	\$277.50	\$297.50
4-5/8" to 5"	265.00	277.50	297.50
5-1/8" to 5-3/8"	274.00	284.00	304.00
5-1/2" to 6"	298.00	310.00	330.00
6-1/8" to 6-1/2"	340.00	352.50	372.50
6-5/8" to 6-7/8"	365.00	377.50	397.50
7" to 7-1/2"	365.00	377.50	397.50
7-5/8" to 8"	395.00	407.50	427.50

☒ Order frames in 1/8" increments

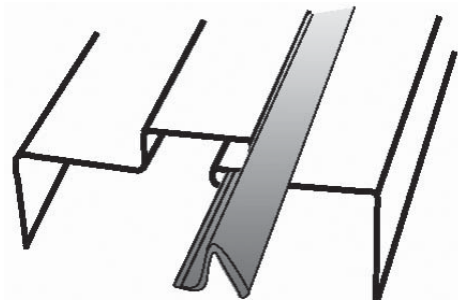
Paired Units - 4/0, 5/0, 5/4, 6/0

Throat Sizes ☒	Height		
	6/8	7/0	8/0
4" to 4-1/2"	\$315.00	\$327.50	\$347.50
4-5/8" to 5"	315.00	327.50	347.50
5-1/8" to 5-3/8"	322.50	335.00	355.00
5-1/2" to 6"	352.50	365.00	385.00
6-1/8" to 6-1/2"	395.00	407.50	427.50
6-5/8" to 6-7/8"	420.00	432.50	452.50
7" to 7-1/2"	420.00	432.50	452.50
7-5/8" to 8"	450.00	462.50	482.50

### Casing Options

		Per Side
TA-8	1-7/16" Timely standard Profile.....	Included
TA-30	1-3/4" Colonial Profile.....	\$11.50

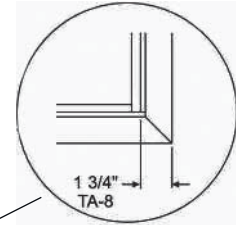

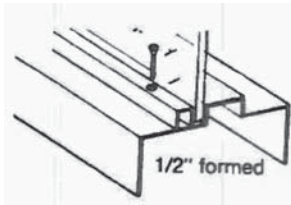
The "CK" Series features a factory-installed door seal that reduces light, sound and smoke transmission and assures a professional installation every time.  
 This steel fixed throat kerf frame is ideally suited for entry doors in offices, hotels, light commercial construction, garage-to-house, multi-housing and wherever a door seal protection is required.





# TIMELY BORROWED LITE FRAMES

IN STOCK FOR IMMEDIATE DELIVERY  
All Units are K.D. • Glass Not Included



## MODEL 47-S FULL BOUND WINDOW UNITS Stocked in Browntone, Western White and Black

2/0 x 3/0.....	\$235.00	2/0 x 4/0.....	\$250.00
3/0 x 3/0.....	263.00	3/0 x 4/0.....	278.00
4/0 x 3/0.....	290.00	4/0 x 4/0.....	305.00
5/0 x 3/0.....	317.50	5/0 x 4/0.....	333.00
6/0 x 3/0.....	345.00	6/0 x 4/0.....	360.00

- Includes Glass Stop and Casing (Stops are cut in 4/0 and 6/0 lengths)
- For wall widths 4-3/4" to 4-7/8"
- Glass not included
- Custom size and Jamb widths available. Please call for quote.
- Borrowed Lites are available with Fire Rating. Please call for quote.



## TIMELY FRAME OPTIONS AND ACCESSORIES

### CASE OPENING FRAMES:

3/0 X 7/0 47C Browntone and Western White. .... \$225.00

### FRAME PREPARATIONS:

Deadbolt Strike Prep (Specify handing - Right or Left, strike not included)..... 30.00  
 ASA Strike Prep (ANSI) ..... 30.00  
 Odd Frames ..... Call For Quote

### ACCESSORIES:

TA-1	Adjustable Strike:	Brass, Bronze, Zincrome .....	3.80
		Oil Rubbed Bronze .....	4.50
TA-2	Strike Filler Plate	Zincrome.....	2.95
TA-3	Deadbolt Strike	Brass, Bronze, Zincrome .....	3.30
		Oil Rubbed Bronze .....	3.30
	Timely Thimble Strike Drive-In	.....	4.00
TA-5	Adhesive Applied Silencer	.....	1.00
TA-6	Casing corner Piece (4/pkg)	Browntone, Black, Western White .....	6.75
TA-8	Standard Steel Casing	3/0 Head – Black, Browntone, Western White .....	3.75
		8/0 Pair of Legs – Black, Browntone, Western White.....	19.00
TA-9	Touch-Up Paint	Black, Browntone, Western White .....	19.00
		Alumatone .....	35.00
TA-10	Regular Arm Closer Reinforcement Bracket – Aluminum .....		11.25
TA-11	Hinge Reinforcement Back Plate - 4" Hinge .....		3.25
TA-12	Parallel Arm Closer Reinforcement Bracket - Galvanized.....		21.00
TA-14	1/2" Glass Stop 4/0 Length	Black, Browntone, Western White .....	18.20
	1/2" Glass Stop 6/0 Length	Black, Browntone, Western White .....	23.00
	1/2" Glass Stop 10/1 Length	Black, Browntone, Western White .....	24.50
TA-18	Casing Retainer Clip (11/pkg) (One side of frame) .....		6.75
TA-19	1/2" Glass Stop Tek Screw (60/pkg) .....		11.85
		Black, Browntone, Western White	
TA-51	Silicon Smoke Gasket	17' Set .....	31.00
	(Brown or White)	20' Set .....	37.00

### HINGES TO MATCH TIMELY FRAMES

SIZE	FINISH	PAIR	SIZE	FINISH	SET
RC1748 3-1/2 x 3-1/2	L2	\$ 12.90	RC1749 NRP 4 x 4	L2	\$ 21.25
	US-2D	13.40		US-2D	18.75
	US-26D	7.80		US-26D	19.40
				US-15A	24.40
SIZE	FINISH	SET	SIZE	FINISH	SET
RC1749 4 x 4	US-P	\$ 15.35	RC1744 Spring 4 x 4	L2	\$ 22.50
	L2	16.90		US-2D	21.00
	US-2D	16.00		US-26D	35.00
	US-26D	16.90		US-15A	40.00
	US-15A	16.90			

Pair = 2-Hinges  
 Set = 3-Hinges





# FRAMES GENERAL INFORMATION

## ARCHITECTURAL SPECIFICATIONS

### Part 1 - GENERAL

- 1.1. SECTION INCLUDES
  - A. Fire-rated, prefinished steel door frames and sidelites.
- 1.2. REFERENCES
  - A. Warnock Hersey International (WHI)
  - B. Underwriter's Laboratory (UL)
- 1.3. SUBMITTALS
  - A. Product Data: Indicate frame configuration and finishes
  - B. Shop Drawings: Indicate frame elevations, reinforcement, anchor types and spacings, location of cut-outs for hardware and finish.
  - C. Provide copies of manufacturer's standard warranty
- 1.4. QUALITY ASSURANCE
  - A. Manufacturer: A firm with no less than 10 years experience in manufacturing of the principle materials for the required work.
  - B. Installer: A firm with no less than 5 years experience in the installation of prefinished door frames as demonstrated by previous successful installation.
- 1.5. REGULATORY REQUIREMENTS
  - A. Fire Rated Frame Construction: Conform to (WHI) (UL) ( ) standards.
- 1.6. DELIVERY, STORAGE, AND PROTECTION
  - A. Store frames in a dry, protected area off the ground. Do not cover with tarp (will cause moisture chamber).
  - B. Package prefinished door frames individually with all surfaces protected against shipping and handling damage until time of installation.

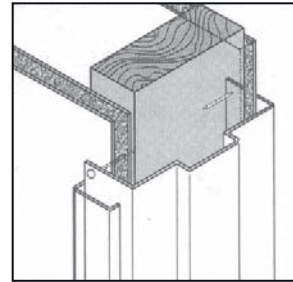
### Part 2 - PRODUCTS

- 2.1. DISTRIBUTOR
  - A. Distributed by T.M. Cobb.
- 2.2. FRAMES
  - A. Frames: (18) (20) gauge, (Steel) (Brass) ( ).
- 2.3. CASINGS
  - A. Casings: Provide (Steel) (Aluminum) (Brass) (PVC) (Wood) ( ) casings with corner alignment clips as shown on drawings.
- 2.4. FABRICATION
  - A. All frames formed from cold rolled sheet steel conforming to ASTM-A366.
  - B. Roll form or break frames to standard shapes as shown on drawings.
  - C. Prepare frames for heat-treated, zinc-plated casing retainer clips. Clips mechanically fastened for secure, properly aligned installation of casing.
  - D. Provide holes on perimeter of frame for insertion of fasteners.
  - E. Provide oval alignment slots to allow for insertion of screwdriver to adjust frame.
  - F. All frames to have 14 gauge hinge reinforcement plates with extruded tapped holes, for a minimum of 3/16" thread penetration depth.
  - G. Strikes: (Provide for 2 3/4" adjustable "T") (Prepare for field-applied ASA 4-7/8") as required.
  - H. Provide standard, field applied reinforcement for surface mounted hardware.
  - I. Provide (WHI) (UL) ( ) fire rated frames as shown on drawings.
- 2.5. FINISHES
  - A. Factory finish: Impact resistant, polyester baked enamel.
  - B. Steel: Chemically cleaned, bonderized, primed and painted in coils. Galvanized steel prior to painting in any exterior, high humidity, or corrosive area.
  - C. Provide aerosol touch-up paint for after installation, on-sight repair as recommended by manufacturer.

### Part 3 - EXECUTION

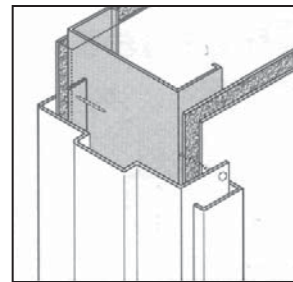
- 3.1. EXAMINATION
  - A. Verify existing conditions before starting work.
  - B. Verify that rough opening sizes and wall thicknesses are acceptable.
  - C. Verify finish hardware requirements for each opening to provide proper reinforcement, preparation and anchorage.
- 3.2. INSTALLATION
  - A. Coordinate installation with other trades to avoid conflict.
  - B. Use (pre-fit template door) (actual door) in opening to assure proper alignment and clearances.
  - C. Anchor frame with one drywall screw adjacent to each casing clip.
  - D. Align all parts with proper clearance to assure proper fit, tight miters and desired performance
  - E. Provide instruction sheets for all frames, sidelites and borrowed lites for field use.
- 3.3. CLEANING
  - A. Remove all boxes, wrappers, papers and debris from each opening
  - B. Wipe frames with moist cloth and mild glass cleaner to remove grease, dust or other debris.
- 3.4. FINAL INSPECTION
  - A. Inspect each opening for proper operation, correct hardware, general appearance and proper installation.
  - B. Make any necessary adjustments.
  - C. Provide product information, instruction manuals and standard warranty.
  - D. Replace any frames shown to be defective under the terms of the manufacturers warranty

## WALL CONSTRUCTION



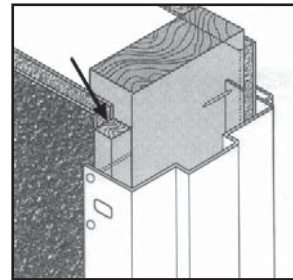
WOOD STUD DRYWALL  
 (Also for solid, semi-solid partitions or plywood sandwich walls)

RECOMMENDED FASTENER:  
 6d Common, or 8d Common Nail 1-1/4" (min.) Type "S"; or 1-1/4" (min.) Type "G" Drywall screws-coarse thread.



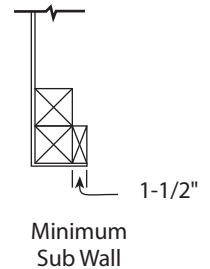
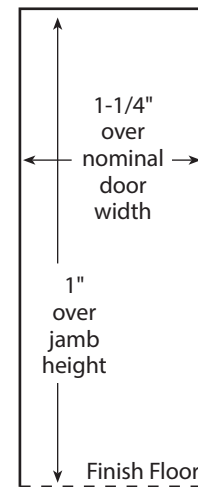
METAL STUD AND DRYWALL  
 RECOMMENDED FASTENER:  
 1-1/4" (min.) Type "S"; or 1-1/4" (min.) Type "G" Drywall screws

## WOOD STUD AND EXTERIOR STUCCO WITH DRYWALL RECOMMENDED



FASTENER:  
 6d Common, or 8d Common Nail 1/4" (min.) Type "S" or 1-1/4" (min.) Type "G" Drywall screws-coarse thread.

## ROUGH OPENING FRAMING INSTRUCTIONS



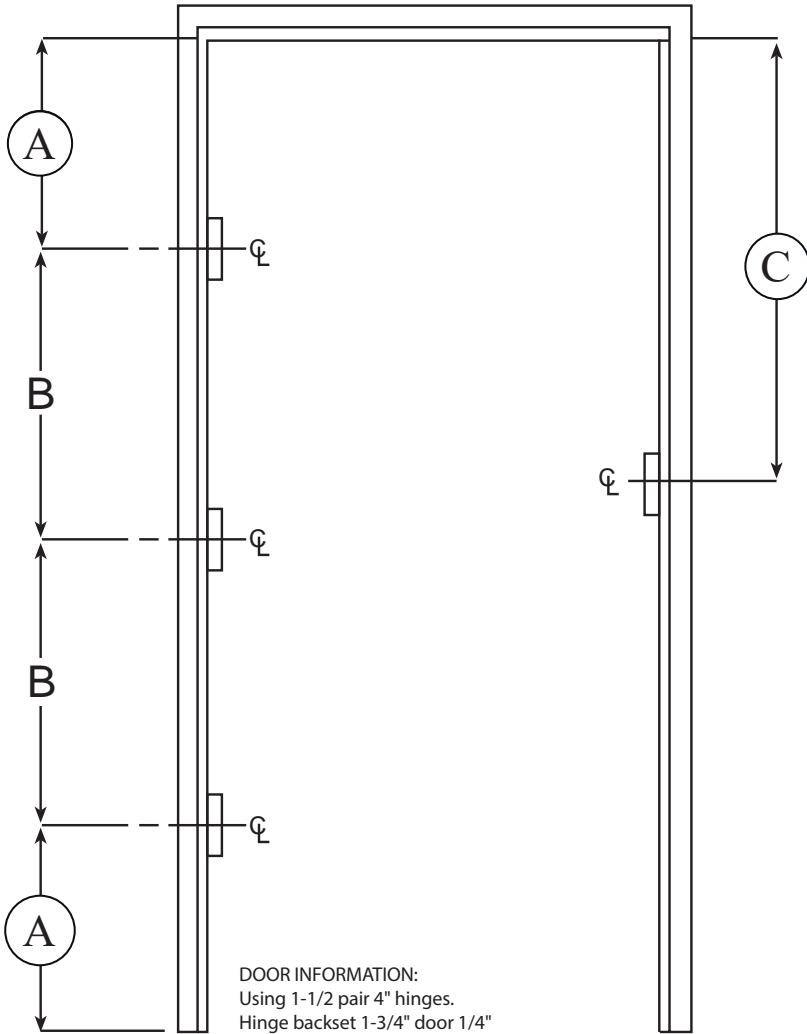
Floor Level



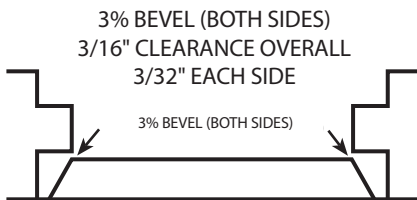
## STEEL FRAME — PREFIT SPECIFICATIONS

### HINGE AND STRIKE LOCATION

NOTE: WHEN USING THIS CHART FOR PREMACHINING DOOR MEASUREMENTS, REDUCE THE A & C DIMENSIONS 3/32" EACH FOR DOOR CLEARANCE.



DOOR INFORMATION:  
 Using 1-1/2 pair 4" hinges.  
 Hinge backset 1-3/4" door 1/4"  
 Hinge depth 0.120 for light weight hinge  
 Hinge depth 0.140 for standard weight hinge.  
 DAP 4" hinges for 1/4" radius.



Net Frame Dimensions			
HEIGHT	A	B	C
5/0	10-11/32	19-3/4	20-3/32
5/1	10-11/32	20-1/4	21-3/32
5/2	10-11/32	20-3/4	22-3/32
5/4	10-11/32	21-3/4	24-3/32
6/0	10-11/32	25-3/4	32-3/32
⊠6/8	10-11/32	29-3/4	40-3/32
6/9	10-11/32	30-1/4	41-3/32
6/9	10-11/32	30-1/4	40-19/32
7/0	10-11/32	31-3/4	44-3/32
⊠7/0	10-11/32	31-3/4	42-3/32
7/4	10-11/32	33-3/4	48-3/32
7/6	10-11/32	34-3/4	50-3/32
7/8	10-11/32	35-3/4	52-3/32
7/10	10-11/32	36-3/4	54-3/32
**8/0	10-11/32	37-3/4	56-3/32
8/4	10-11/32	39-3/4	60-3/32
8/6	10-11/32	40-3/4	62-3/32
8/8	10-11/32	41-3/4	64-3/32
8/10	10-11/32	42-3/4	66-3/32
9/0	10-11/32	43-3/4	68-3/32
10/0	10-11/32	49-3/4	80-3/32

⊠ REVERSIBLE — Frame can be used as Left or Right Hand, Swing In or Out.

\*\* 8/0 High Frames stocked prepped for 4 Hinges.

