



# SIMPSON DOORS IN STOCK

at American Building Supply



American  
Building  
Supply

**Simpson®**  
Door Company

**INSPIRATION**  
AT YOUR DOOR



# MORE SIMPSON DOORS IN STOCK

American Building Supply has one of the largest inventories of Simpson doors in the U.S. What does that mean for you? A greater selection of the nation's most-recognized, highest-quality wood doors, all delivered within 1-2 days by ABS.

Any Simpson door can be ordered in dozens of wood species. ABS makes sure you have a local inventory of Douglas Fir and Knotty Alder doors to meet your needs. And if you need something outside of our local inventory, we'll have that delivered within 5-6 weeks.

- 1


AVAILABLE IN NORTHERN CALIFORNIA THROUGH OUR SACRAMENTO BRANCH
- 2

AVAILABLE IN SOUTHERN CALIFORNIA AND ARIZONA THROUGH OUR RIALTO/PHOENIX BRANCHES




## KNOTTY ALDER DOORS


All In Stock Knotty Alder Doors are 1-3/4" thick unless otherwise noted.




**6801** with Angled Mutt  
6'8"  
3/4" Clear IG  
with UltraBlock® technology  
– 5-year warranty




**6841** with Angled Mutt  
6'8"  
3/4" Black IG  
with UltraBlock® technology  
– 5-year warranty




**6931** with Angled Mutt  
6'8"  
3/4" Black IG  
with UltraBlock® technology  
– 5-year warranty




**6962** with Angled Mutt  
6'8"  
3/4" Black IG  
with UltraBlock® technology  
– 5-year warranty




**6961** with Angled Mutt  
6'8"  
3/4" Black IG  
with UltraBlock® technology  
– 5-year warranty




**7002**  
6'8"  
3/4" IG with Low-E  
with UltraBlock® technology  
– 5-year warranty




**7662**  
6'8"  
1-7/16" Innerbond®  
DHRP



**7663**  
6'8"  
1-7/16" Innerbond®  
DHRP




**7860**  
6'8"  
3/4" FP with Shaker  
Sticking




**7260**  
6'8"  
3/4" FP with Shaker  
Sticking




# KNOTTY ALDER DOORS (continued)




**7282**  
6'8", 8'0"  
1-7/16" Innerbond®  
DHRP




**7465**  
6'8", 8'0"  
1-7/16" Innerbond®  
DHRP




**7465 V-Groove**  
6'8", 8'0"  
1-7/16" Innerbond®  
DHRP




**82**  
6'8", 1-3/8" thick  
3/4" DHRP




**465**  
6'8", 8'0",  
1-3/8" thick  
3/4" DHRP




**760**  
6'8", 1-3/8" thick  
3/8" FP with Shaker  
Sticking




**782**  
6'8", 1-3/8" thick  
3/8" FP with Shaker  
Sticking



**9282**  
6'8", 8'0"  
20-minute Fire Door  
1-7/16" DHRP




**9265**  
6'8", 8'0"  
20-minute Fire Door  
1-7/16" DHRP




**9265 V-Groove**  
6'8"  
20-minute Fire Door  
1-7/16" V-Groove DHRP


## KNOTTY ALDER BARN DOORS



**80801**  
3'0", 3'6" x 7'0", 1-3/8"  
thick 3/4" grooved FP  
with Shaker Sticking



**80812**  
3'0", 3'6" x 7'0", 1-3/8"  
thick 3/4" grooved FP  
with Shaker Sticking



**80815**  
3'0", 3'6" x 7'0", 1-3/8"  
thick 3/4" grooved FP  
with Shaker Sticking



- 1

AVAILABLE IN NORTHERN CALIFORNIA THROUGH OUR SACRAMENTO BRANCH
- 2

AVAILABLE IN SOUTHERN CALIFORNIA AND ARIZONA THROUGH OUR RIALTO/PHOENIX BRANCHES


**RIALTO, CA** (909) 879-8730 | **SACRAMENTO, CA** (916) 379-4200 | **PHOENIX, AZ** (855) 879-8880

IG = INSULATED GLAZING | DHRP = DOUBLE HIP-RAISED PANEL | FP = FLAT PANEL | SHAKER = SHAKER STICKING  
**ANY DOOR. ANY WOOD.** 800.SIMPSON | **SIMPSONDOOR.COM**




CRAFTSMAN COLLECTION

In Douglas Fir. All In-Stock Craftsman Collection Doors are 1-3/4" thick with ovolo sticking and 3/4" flat panel. UltraBlock® technology included – 5-year warranty.




**6801**  
6'8"  
3/4" Clear IG

**1 2**




**6801 Shaker**  
6'8"  
3/4" Clear IG

**1**




**6801 with Angled Mutt**  
6'8"  
3/4" Clear IG

**1**




**36802 SDL**  
6'8"  
3/4" Clear IG

**1 2**



**36802 Shaker SDL**  
6'8"  
3/4" Clear IG

**1**



**36803 SDL**  
6'8"  
3/4" Clear IG

**1 2**



**36803 Shaker SDL**  
6'8"  
3/4" Clear IG

**1**



**6861**  
6'8"  
3/4" Clear IG

**1 2**



**36862 SDL**  
6'8"  
3/4" Clear IG

**1 2**



**36863 SDL**  
6'8"  
3/4" Clear IG

**1 2**




**6841**  
6'8"  
3/4" Black IG

**1**




**6841 Shaker**  
6'8"  
3/4" Black IG

**1**




**6841 with Angled Mutt**  
6'8"  
3/4" Black IG

**1**




**6881**  
6'8"  
3/4" Black IG

**1**




**6931**  
6'8"  
3/4" Black IG

**1**




**6931 Shaker**  
6'8"  
3/4" Black IG

**1**



**6931 with Angled Mutt**  
6'8"  
3/4" Black IG


**1**



**6941**  
6'8"  
3/4" Black IG


**1**

CRAFTSMAN COLLECTION (continued)




**6961\***  
6'8"  
3/4" Black IG

**1**




**6961\* Shaker**  
6'8"  
3/4" Black IG

**1**




**6961\* with Angled Mutt**  
6'8"  
3/4" Black IG

**1**




**6971\***  
6'8"  
3/4" Black IG

**1**




**6962**  
6'8"  
3/4" Black IG

**1**




**6962 Shaker**  
6'8"  
3/4" Black IG

**1**




**6962 with Angled Mutt**  
6'8"  
3/4" Black IG

**1**




**6983**  
6'8"  
3/4" Black IG

**1**




**6825**  
6'8"  
3/4" Black IG

**1**




**6825 Shaker**  
6'8"  
3/4" Black IG

**1**



**6825 with Angled Mutt**  
6'8"  
3/4" Black IG

**1**



**6826**  
6'8"  
3/4" Black IG

**1**



**6171**  
6'8"  
3/4" Black IG

**1**



**6175**  
6'8"  
3/4" Clear IG

**1**



**6176\***  
6'8"  
3/4" Black IG

**1**



**6177**  
6'8"  
3/4" Black IG

**1**



**6184**  
6'8"  
3/4" Black IG

**1**



**7701**  
6'8"  
3/4" Clear IG

**1 2**




\* As viewed from exterior of home




BUNGALOW SERIES®


In Douglas Fir. All In Stock Bungalow Series Doors are 1-3/4" thick with ovolo sticking and 1-7/16" Innerbond® Double Hip-Raised Panel with beaded v-grooves. UltraBlock® technology included – 5-year warranty.




**7218**  
6'8"  
3/4" Clear IG




**7228**  
6'8"  
3/4" Clear IG



**7219**  
6'8"  
3/4" Clear IG




**7217**  
6'8"  
3/4" Clear IG




BUILDER'S ADVANTAGE® SERIES


In Douglas Fir. All In Stock Builder's Advantage Doors are 1-3/4" thick with ovolo sticking and 3/4" flat panel. UltraBlock® technology included – 5-year warranty.




**6316** Scarborough®  
6'8"  
3/4" Black IG




**6366** Portsmouth®  
6'8"  
3/4" Black IG




**6534** Meridian  
6'8"  
3/4" Silver IG



**6545**  
6'8"  
3/4" Silver IG




**6564** Cambridge  
6'8"  
3/4" Silver IG




**6544** Shelburne®  
6'8"  
3/4" Silver IG

SELECTS SERIES


In Douglas Fir. All Select Series Doors are 1-3/4" thick with ovolo sticking and 1-1/4" Innerbond® Double Hip-Raised Panel. UltraBlock® technology included – 5-year warranty.




**6574** Exeter®  
6'8"  
3/4" Silver IG




**6545**  
6'8"  
3/4" Silver IG




**4222** St. Tropez II  
6'8" | 4222 Brass Caming  
6'8" | 4232 Black Caming  
3/4" IG




**4242** St. Tropez IV  
6'8" | 4242 Brass Caming  
6'8" | 4243 Black Caming  
3/4" IG




**4223**  
6'8" | 4223 Brass Caming  
6'8" | 4233 Black Caming  
3/4" IG



**4224** Venetia® II  
6'8" | 4224 Brass Caming  
6'8" | 4234 Black Caming  
3/4" IG




**4244** Venetia® IV  
6'8" | 4244 Brass Caming  
6'8" | 4245 Black Caming  
3/4" IG




**4225**  
6'8" | 4225 Brass Caming  
6'8" | 4235 Black Caming  
3/4" IG

MASTERMARK® COLLECTION


In Douglas Fir. All Mastermark Collection Doors are 1-3/4" thick with Innerbond® Double Hip-Raised Panels. UltraBlock® technology included – 5-year warranty.




**3130** Colonial VI  
6'8"  
1-1/4" DHRP




**4180** Chateau  
6'8"  
1-1/4" DHRP




**4102**  
6'8"  
1-1/4" DHRP




**4155** Dresden  
6'8"  
3/4" Black IG




**4052**  
6'8"  
3/4" Black IG




**4000** Windemere™  
6'8"  
3/4" Brass IG  
1-1/4" DHRP




**4001**  
6'8"  
3/4" Brass IG  
1-1/4" DHRP




**7598** Bellaire®  
6'8"  
3/4" Beveled IG  
1-7/16" DHRP




**7599**  
6'8"  
3/4" Beveled IG




**6422** Terrace Ridge®  
6'8"  
3/4" Black IG




**6423**  
6'8"  
3/4" Black IG



**6464** Venetia®  
6'8"  
3/4" Silver IG




**6465**  
6'8"  
3/4" Silver IG




**6424** Venetia®  
6'8"  
3/4" Black IG




**6425**  
6'8"  
3/4" Black IG




**6490** Santa Fe I  
6'8"  
3/4" Drawn IG  
1-7/16" DHRP




**6492** Santa Fe II  
6'8"  
3/4" Drawn IG  
1-7/16" DHRP




**6493**  
6'8"  
3/4" Drawn IG




**6470** Santa Fe  
6'8"  
3/4" Drawn IG




**6471**  
6'8"  
3/4" Drawn IG



**7882** Arezzo Knoll®  
6'8"  
3/4" Silver IG



**7872** Arezzo Grove®  
6'8"  
3/4" Silver IG



**7873**  
6'8"  
3/4" Silver IG

IG = INSULATED GLAZING | DHRP = DOUBLE HIP-RAISED PANEL | FP = FLAT PANEL

ANY DOOR. ANY WOOD. 800.SIMPSON | SIMPSONDOOR.COM



MASTERMARK®  
COLLECTION (continued)



**Knoll** with Seedy Baroque®  
6'8"  
3/4" IG **1**

**Grove** with Seedy Baroque®  
6'8"  
3/4" IG **1**

CONTEMPORARY EXTERIOR

In Douglas Fir. All Contemporary Exterior Doors are 1-3/4" thick with shaker sticking.



**7403** Shaker  
3/4" Clear IG  
3/4" White Laminate **2**

**7405** Shaker  
3/4" Clear IG **1**

**7406 (8'0")** Shaker  
3/4" Clear IG **1**

DOORS WITH  
WATERBARRIER® TECHNOLOGY

In Douglas Fir with WaterBarrier technology - 5-year warranty with no overhang required.

Water-resistant glazing bead and SDL bars on exterior side. Wood bars on interior side.

Primed Medium Density Overlay for flat surfaces


Innerbond® double hip-raised panels have a water-resistant primer

WEATHER SEAL™ PROCESS

Entire stile-and-rail joints coated and bonded to decrease the possibility of water infiltration

ULTRABLOCK® TECHNOLOGY

Composite block material finger-jointed into the bottom of the stiles



**7002**  
6'8"  
3/4" IG or  
3/4" IG with Low-E **1 2**

**7701**  
6'8"  
3/4" IG with Low-E **1 2**

**37010**  
6'8"  
3/4" IG with Low-E **1 2**



**7002**  
8'0"  
3/4" IG with Low-E **1**

**7701**  
8'0"  
3/4" IG with Low-E **1**

EXTERIOR FRENCH & SASH DOORS

In Douglas Fir. All In Stock Exterior French & Sash Doors are 1-3/4" thick with 1-7/16" Innerbond® Double Hip-Raised Panel, unless otherwise noted.



**7102**  
6'8"  
1" Clear IG with internal mini blind and raised moulding on exterior with UltraBlock® technology - 5-year warranty **1 2**

**7102**  
8'0"  
1" Clear IG with internal mini blind and raised moulding on exterior with UltraBlock® technology - 5-year warranty **1 2**



**7001**  
6'8", 8'0"  
3/4" Clear IG with UltraBlock® technology - 5-year warranty and Low-E 1501 SG **2**

**7701**  
6'8", 8'0"  
3/4" Clear IG with UltraBlock® technology - 5-year warranty and Low-E 1701 SG **1 2**

**7002**  
Available with Satin Etch & White Laminate  
6'8", 7'0", 8'0"  
6'8", 3/4" Clear IG  
6'8" Open with UltraBlock® technology - 5-year warranty and Low-E 6'8" in Low-E **1 2**

**7002** Shaker  
6'8", 8'0"  
3/4" Clear IG or Low-E  
6'8" Open with UltraBlock® technology - 5-year warranty and Low-E **1 2**

**7002** Shaker with Satin Etch  
6'8"  
3/4" Satin Etch IG with UltraBlock® technology - 5-year warranty and Low-E **1**

**7002** Shaker with White Laminate  
6'8"  
3/4" White Laminate IG with UltraBlock® technology - 5-year warranty and Low-E **1**

**7002** ADA Compliant  
6'8", 7'0"  
3/4" Clear IG 11-3/8" Bottom Rail 6-9/16" Top Rail with UltraBlock® technology - 5-year warranty **1 2**



**7037** ADA Compliant  
6'8", 7'0"  
3/4" Clear IG 37 SG in 6'8", 7'0" **1**

**7010**  
6'8"  
3/4" Clear IG with UltraBlock® technology - 5-year warranty 1510 SG **1 2**

**7015**  
6'8"  
3/4" Clear IG with UltraBlock® technology - 5-year warranty 1515 SG **1**

**7105**  
6'8"  
3/4" Clear IG **1**

**7705**  
6'8"  
3/4" Clear IG 1705 SG **1 2**

**7012**  
8'0"  
8'0" WLO Clear IG with UltraBlock® technology - 5-year warranty 1512 SG **2 1**


**7109**  
6'8"  
3/4" Clear IG 1509 SG **1**

**7709**  
6'8"  
3/4" Clear IG **1**


SG = SINGLE GLAZING | IG = INSULATED GLAZING | FP = FLAT PANEL | SHAKER = SHAKER STICKING

ANY DOOR. ANY WOOD. 800.SIMPSON | SIMPSONDOOR.COM


EXTERIOR FRENCH & SASH DOORS (continued)




**7662**  
6'8"  
3/4" Clear IG  
1662 SG




**7663**  
6'8"  
3/4" Clear IG




**7662 Shaker**  
6'8"  
3/4" Clear IG  
3/4" FP




**7663 Shaker**  
6'8"  
3/4" Clear IG




**7860**  
6'8"  
3/4" Clear IG



**7260**  
6'8"  
3/4" Clear IG




**7044**  
6'8"  
3/4" Clear IG  
144 SG




**7943**  
6'8"  
3/4" Clear IG


EXTERIOR FRENCH & SASH DOORS (continued)




**944**  
6'8"  
1/8" Clear SG  
1-3/8" thick (2'8" only)  
3/4" DHRP




**1703**  
6'8"  
1/8" Clear SG  
3/4" DHRP




**644**  
6'8"  
1/8" Clear SG  
3/4" DHRP



**1662**  
6'8"  
1/8" Clear SG  
3/4" DHRP




**2182**  
6'8"  
Combo Screen, 1/8" SG  
1-3/8" also available  
3/8" FP




**2184**  
6'8"  
Combo Screen, 1/8" SG  
1-3/8" also available  
3/4" DHRP

TRADITIONAL EXTERIOR DOORS


In Douglas Fir. All In Stock Exterior Traditional Doors are 1-3/4" thick.




**7944**  
6'8"  
3/4" Clear IG  
944 SG




**7444**  
6'8"  
3/4" Clear IG




**7031**  
6'8"  
3/4" Clear IG




**7702**  
6'8"  
3/4" Clear IG



**7044 Dutch Door**  
6'8"  
3/4" Clear IG



**7031 Dutch Door**  
6'8"  
3/4" Clear IG



**7444 Dutch Door**  
6'8"  
3/4" Clear IG



**7465**  
6'8"  
1-7/16" DHRP



**37120 SDL**  
6'8"  
1-7/16" DHRP  
3/4" Clear IG



**7134**  
6'8"  
1-7/16" DHRP  
3/4" Clear IG



**7344**  
6'8"  
1-7/16" DHRP  
3'0" x 8'0"



**7130**  
6'8"  
1-7/16" DHRP  
3'0" x 8'0"



**7435 Dutch Door**  
6'8"  
3/4" Clear IG



**7944 Dutch Door**  
6'8"  
3/4" Clear IG



**7035 Dutch Door**  
6'8"  
3/4" Clear IG




**2035**  
6'8"  
1/8" Clear SG




**144**  
6'8"  
1/8" Clear SG  
3/4" DHRP




**444**  
6'8"  
1/8" Clear SG  
3/4" DHRP




**2134**  
6'8"  
3/4" or 1-1/4" DHRP  
1/8" Clear SG




**2010**  
6'8"  
3/4" DHRP  
1-1/4" DHRP




**2044**  
6'8"  
3/4" DHRP  
6'8" - 1-1/4" DHRP



**2045**  
6'8"  
3/4" DHRP  
1/8" Clear SG



**2130**  
6'8", 8'0"  
3/4" DHRP  
6'8" - 1-1/4" DHRP




**2132**  
6'8" 1/8" Clear SG  
1-1/4" DHRP  
3/4" DHRP




# 20-MINUTE FIRE-RATED DOORS


In Douglas Fir. All In Stock Fire Doors are 1-3/4" thick.




**9244**  
6'8"  
20-Minute Fire Door  
1-7/16" DHRP




**9255**  
6'8"  
20-Minute Fire Door  
1-7/16" DHRP




**9266**  
6'8"  
20-Minute Fire Door  
1-7/16" DHRP




**9280 Chateau**  
6'8"  
20-Minute Fire Door  
1-7/16" DHRP




**9265**  
6'8"  
20-Minute Fire Door  
1-7/16" DHRP




**9220**  
6'8"  
20-Minute Fire Door  
3/4" FP




**9320 Shaker**  
6'8"  
20-Minute Fire Door  
3/4" FP




**9382 Shaker**  
6'8"  
20-Minute Fire Door  
3/4" FP



**9330 Shaker**  
6'8"  
20-Minute Fire Door  
3/4" FP



**9360 Shaker**  
6'8"  
20-Minute Fire Door  
3/4" FP




**9362 Shaker**  
6'8"  
20-Minute Fire Door  
3/4" FP




# INTERIOR PANEL DOORS


In Douglas Fir. All In Stock Interior Panel Doors are 1-3/8" thick and carry a 10-year warranty.




**20**  
6'8"  
3/8" FP




**30**  
6'8"  
3/8" FP




**82 | FP**  
6'8"  
3/8" FP




**82 | RP**  
6'8"  
3/4" DHRP




**44**  
6'8"  
3/4" DHRP




**48**  
6'8"  
3/4" DHRP




**55**  
6'8"  
3/4" DHRP




**66**  
6'8"  
3/4" DHRP




**88**  
6'8"  
3/4" DHRP




**465**  
6'8"  
3/4" DHRP




**43 Bifold**  
6'8"  
3/4" DHRP




**63 Bifold**  
6'8"  
3/4" DHRP




**720**  
6'8"  
3/4" FP with Shaker  
Sticking




**730**  
6'8"  
3/8" FP with Shaker  
Sticking




**760**  
6'8"  
3/8" FP with Shaker  
Sticking




**762**  
6'8"  
3/8" FP with Shaker  
Sticking



**782**  
6'8"  
3/8" FP with Shaker  
Sticking




**700 Bifold**  
6'8"  
3/8" FP with Shaker  
Sticking




**702 Bifold**  
6'8"  
3/8" FP with Shaker  
Sticking

SINGLE-GLAZED FRENCH DOORS


In Douglas Fir. All Single-Glazed French Doors are 1-3/8" thick with 1/8" SG, unless otherwise noted.




**1501**  
6'8", 8'0"  
1/8" Clear SG  
1-3/8" available  
1-3/4" available  
Available open




**1501**  
6'8"  
1/8" White Laminate  
SG or  
1/8" Satin Etch SG



**1501 Shaker**  
6'8"  
1/8" Clear SG  
1-3/8"  
1-3/4"  
Available open




**1501 Shaker**  
6'8"  
1/8" White Laminate  
SG or  
1/8" Satin Etch SG




**1509**  
6'8"  
1/8" Clear SG  
1-3/8"  
1-3/4"




**1510**  
6'8"  
1-3/4" and 1-3/8"  
with 1/8" Clear SG




**1515**  
6'8"  
1/8" Clear SG  
1-3/8"  
1-3/4"




**1512**  
8'0"  
1/8" Clear SG  
1-3/8"  
1-3/4"




**1706**  
8'0"  
1/8" Clear SG




**37**  
6'8", 7'0"  
1-3/4" thick  
1/8" Clear SG




**1590 Pantry**  
6'8", 8'0"  
1/8" Satin Etch SG




**1701**  
6'8"  
1/8" Clear SG




**1592 Wheat**  
6'8", 8'0"  
1/8" Satin Etch SG




**1701**  
6'8"  
1/8" Clear SG



**1703**  
6'8"  
1/8" Clear SG



**1705**  
6'8"  
1/8" Clear SG  
1-3/8"  
1-3/4"



**1706**  
6'8"  
1/8" Clear SG



**1643 Shaker with White Laminate**  
6'8", 8'0"  
1/8" White Laminate




**1645 Shaker with White Laminate**  
6'8"  
1/8" White Laminate




REDI-PRIME® INTERIOR DOORS


All In Stock Redi-Prime Interior Doors are 1-3/8" thick.




**8001**  
6'8", 8'0"  
1/8" Clear SG




**8010**  
6'8"  
1/8" Clear SG




**8012**  
8'0"  
1/8" Clear SG




**8082**  
6'8"  
3/8" FP



**8055**  
6'8"  
3/8" FP



**8492 Wheat\***  
6'8", 8'0"  
1/8" Satin Etch SG



**8490 Pantry\***  
6'8", 8'0"  
1/8" Satin Etch SG

\*Note: 8'0" Pantry and Wheat doors feature panel bottom.







## SIMPSON SPECIAL ORDER AND CONCEPT® CUSTOM DOORS

If you haven't found what you are looking for in this brochure, let your ABS representative help you create a one-of-a-kind door to fit your needs. From species selection to design, ABS and Simpson can guide you through the process of creating a custom door. And you can expect the same great service and attention to detail you'd expect from both.



American  
Building  
Supply

RIALTO, CA  
(909) 879-8730  
SACRAMENTO, CA  
(916) 379-4200  
PHOENIX, AZ  
(855) 879-8880



**Simpson®**  
Door Company

[SIMPSONDOOR.COM](http://SIMPSONDOOR.COM) | 800.SIMPSON | #SIMPSONDOOR

©2018 Simpson Door Company. All trademarks property of Simpson unless otherwise noted. All rights reserved. March 2018