



Von Duprin

22 - Rim Device

22 rim device for all types of single and double doors with mullion, UL listed for accident hazard installations. Covers stock hollow metal doors with 161 cutouts. Fits door stiles as narrow as 3-13/16" (97mm),.



Features

- Non-handed
- Latch bolt deadlocking
- Field sizeable
- Hex key dogging
- 3/4" (19mm) thrown latch bolt
- 299 strike included

Dimensions

Touchbar height to finished floor	39-13/16" (1011mm) at center)
Touchbar projection	
neutral	3-3/4" (95mm)
depressed	3" (76mm)
Center case	4-3/16" x 2-3/8" x 2-3/4" (106mm x 60mm x 70mm)
Device	length short 3' (914mm)
	long 4'
	2'6" to 3' (762mm to 914mm) door size
	3'1" to 4' (940mm to 1219mm) door size

22-F - Fire Exit Device

22-F fire exit rim device for all types of 4' x 8' (1219mm x 2438mm) single doors and 8' x 8' (2438mm x 2438mm) double doors with 9854 or 9954 mullion, UL listed for up to 3 hour fire labeled installations. Fits door stiles as narrow as 4-3/8" (111mm)

Features

- Non-handed
- Latch bolt deadlocking
- Field sizeable
- 3/4" (19mm) throw latch bolt
- 299 strike included

Stocked Product

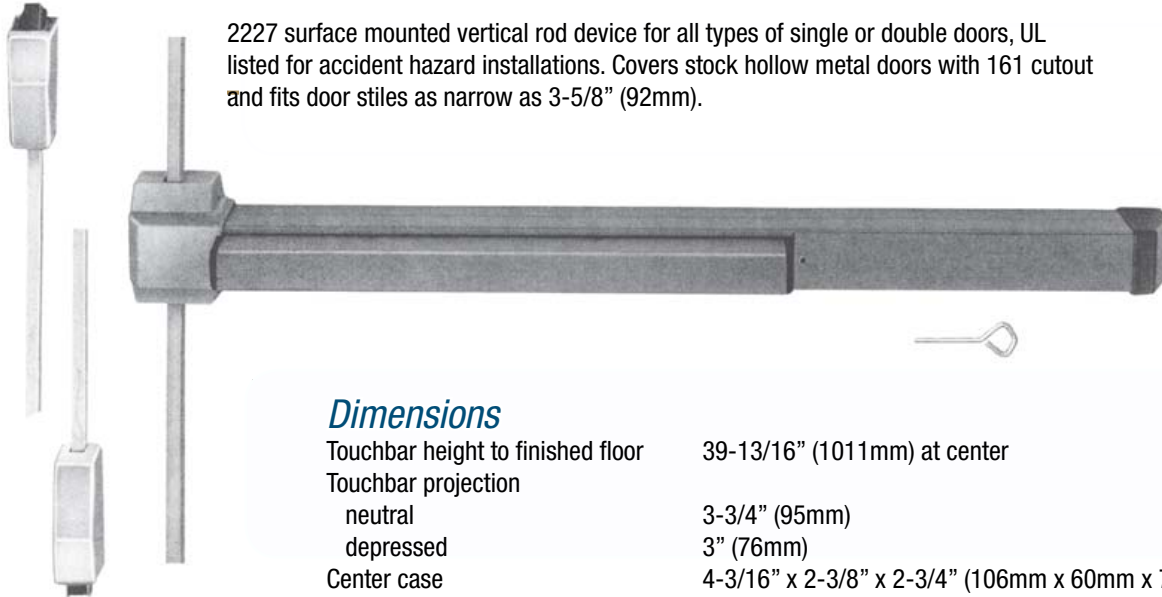
22E0/22E0F 3' and 4'

Sprayed Aluminum and Dark Bronze



Von Duprin

2227 - Surface Mounted Vertical Rod Device



2227 surface mounted vertical rod device for all types of single or double doors, UL listed for accident hazard installations. Covers stock hollow metal doors with 161 cutout and fits door stiles as narrow as 3-5/8" (92mm).

Dimensions

Touchbar height to finished floor	39-13/16" (1011mm) at center
Touchbar projection	
neutral	3-3/4" (95mm)
depressed	3" (76mm)
Center case	4-3/16" x 2-3/8" x 2-3/4" (106mm x 60mm x 70mm)
Device length	short 3' (914mm)
long 4'	2'6" to 3' (762mm to 914mm) door size
Top & bottom latch case	3'1" to 4' (940mm to 1219mm) door size
Vertical rods	4-1/2" x 2-1/8" x 1-1/2" 114mm x 54mm x 38mm
	1/2" (13mm) square tubing

Features

- Non-handed
- Latch bolt deadlocking
- Field sizeable
- Hex key dogging
- 5/8" (16mm) thrown latch bolt

2227-F - Surface Mounted Vertical Rod Device

2227-F surface mounted vertical rod device for all types of 8' x 8' (2438mm x 2438mm) double doors, UL listed for use on up to 3 hour fire labeled installations. Fits door stiles as narrow as 3-5/8" (92mm)

Features

- Non-handed
- Latch bolt deadlocking
- Field sizeable
- 5/8" (16mm) throw latch bolt

Stocked Product

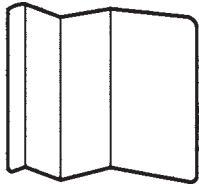
2227EO 3' X 7' and 4' X 7'
2227EOF 3' X 7'

Sprayed Aluminum and Dark Bronze
Sprayed Aluminum and Dark Bronze

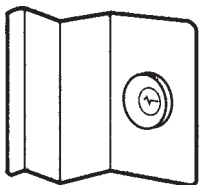


Von Duprin


22 SERIES - Trim (All trim less cylinder)



210DT
10 gauge stainless steel escutcheon dummy pull



210NL
10 gauge stainless steel escutcheon pull trim (Rim cylinder not included)




230DT
Stamped 10 gauge steel dummy pull handle



230NL
10 gauge stainless steel escutcheon. NL function specify (Rim cylinder not included)




230TP
Heavy 10 gauge steel thumb piece trim (1-1/4" Mortise cylinder not included)



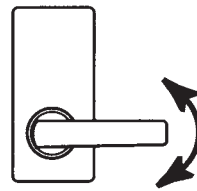
230L
Lever trim has a cast aluminum 3/4" depth escutcheon 06 trim standard (pictured) standard operator key locks unlocks lever (1-1/4" Mortise cylinder not included)

230L



Standard Operation, key locks and unlocks lever. (1-1/4" Mortise cylinder not included)

230L-BE



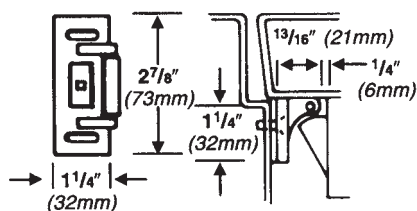
Blank escutcheon, lever always active. Use BE suffix, e.g., 230L-BE.

Stocked Product

210DT	Sprayed Aluminum and Dark Bronze
210NL	
230DT	
230L-BE	
230L	
230NL	
230TP	

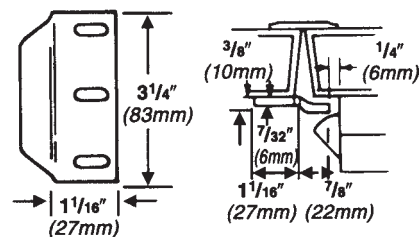
STRIKE FOR 22 SERIES

299



Projection 13/16" (21mm)

1609



For rim / vertical rod combination - not fire rated

Stocked Product

1609	Black, 26D
299	Black, 26D




Von Duprin

22 ALK - Exit Alarm Kit (supplied less cylinder)

The 22ALK battery alarm kit is a simple yet effective way to monitor the use of an exit device. While still a means of egress, the unit contains an internal horn. When the touchbar is depressed, the horn sounds to provide an audible means of signaling that the opening has been violated. The key switch uses a standard 1-1/4" (32mm) mortise cylinder. The unit operates on one standard 9-volt transistor battery. When the battery is weak the horn will emit an intermittent signal. Alarm kits are available with a choice of two switch kits, S1 or S2. S1 monitors the touch pad and is furnished standard. S2 optional latchbolt monitoring is recommended for use with surface vertical rod exit devices. Specify ALK-S2 special order.

MINIMUM DOOR SIZES

Device	3' (914mm) Length	4' (1219mm) Length
22 / 22-F	29" (832mm)	3'3" (989mm)
2227 / 2227-F	2'8" (813mm)	3'2" (965mm)



Stocked Product

Sprayed Aluminum and Dark Bronze

22 Series - Parts

900894



222

7/32" HEX KEY - OLD STYLE



227

5/32" HEX KEY - NEW STYLE

971974 locking nut



Stocked Product

900894	Tail Piece and Guide
971974	Locking Nut
222	7/32" Hex Key
227	5/32" Hex Key
22EXT	12" Extension Rod Aluminum and Dark Bronze
22EXT36	36" Extension Rod in Aluminum or Dark Bronze

F/2227 extension rods



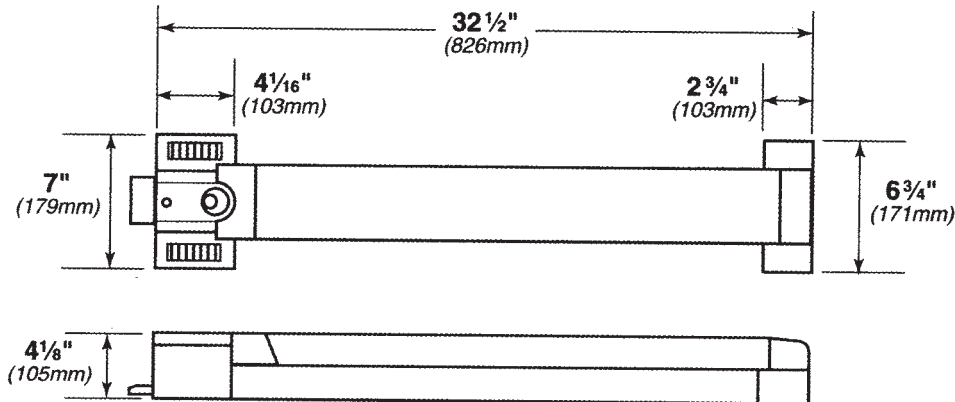


Von Duprin

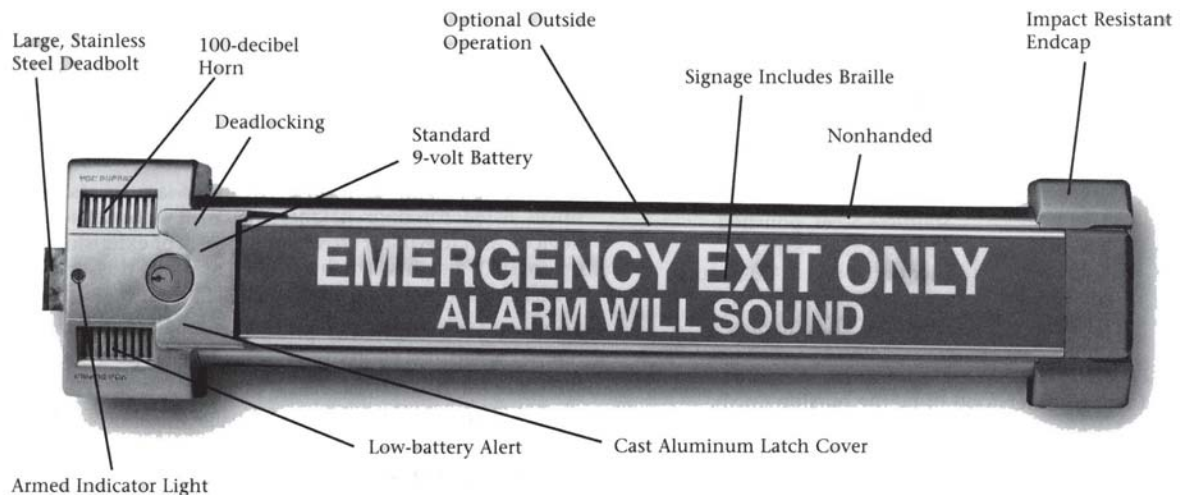
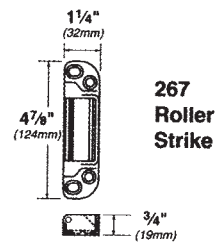
2670 GUARD - Exit Alarm (supplied less cylinder)

Dimensions

Exit Alarm Lock



Strike



Features

- Complies with NFPA101 life safety
- UL Listed for panic exit hardware ANSI A156.3 Grade 1
- Armed and unarmed by using standard rim cylinder (not supplied)
- Non handed
- Recommended exterior trim 210DT or 230DT

Stocked Product

US28 Aluminum




Von Duprin

98 - Rim Exit Device Smooth Mechanism Case

99 - Rim Exit Device

99 rim exit devices for all types of single doors and double doors with mullion, UL listed for accident hazard installations. Covers stock hollow metal doors with 86 or 161 cutouts.



Features

- Non-handed
- Latch bolt deadlocking
- Field sizeable
- Hex key dogging
- 3/4" (19mm) thrown latch bolt

Option:

- 98/99 NLOP Night Latch Cylinder Assembly

Stocked Product

98EO/99EO	3' and 4'	26D
99EO	3' and 4'	313
99EO	3'	US3, US26

99-F - Fire Exit Rim Exit Device

98-F and 99-F fire exit rim devices for all types of 4' x 8' (1219mm x 2438mm) single door or 8' x 8' (2438mm x 2438mm) double doors with 9954 9854 mullion, UL listed for fire exit hardware, 3 hour rating.

Features

- Non-handed
- Field sizeable
- Latch bolt deadlocking
- 3/4" (19mm) thrown latch bolt

Stocked Product

98EOF/99EOF	3' and 4'	26D
99EOF	3'	313

99 & 99F DIMENSIONS

Touchbar height to finished floor	39-13/16" (935mm) at center)
Touchbar projection	
neutral	3-13-16" (97mm)
depressed	3-1/16" (78mm)
Center case	8" x 2-1/4" x 2-3/4" (203mm x 57mm x 70mm)
Device length	
short 3'	2'6" to 3' (762mm to 914mm) door size
long 4'	3'1" to 4' (940mm to 1219mm) door size



Von Duprin

33A - Rim Exit Device

33A rim devices for all types of single and double doors with mullion, UL listed for Panic Exit Hardware.
Fits door stiles as narrow as 1 3/4" (44mm).



1439 Roller

Features

- Non-handed
- Field sizeable
- 3/4" (19mm) molydag® coated latch bolt
- Hex key dogging
- Latch bolt deadlocking
- One piece center case cover

Strikes and Fasteners

Device is furnished standard with 1439 roller strike in dull black finish. Sex bolts are furnished for standard mounting on 1 3/4" (44mm) and 2 1/4" (57mm) thick doors.

Dimensions

Pushpad height to finished floor	39 13/16" (1011 mm) at center
Pushpad projection —	
neutral	3 13/16" (97 mm)
depressed	3 1/16" (78 mm)
Center case	8 3/16" x 2 13/32" x 1 9/16" (208mm x 62mm x 40mm)
Device length —	
Short 3' (914mm)	2'6" to 3' (762mm to 914mm) door size
Long 4' (1219mm)	3'1" to 4' (940mm to 1219mm) door size

Stocked Product

33AEO 3' 628, 313



Von Duprin

3327A - Surface Mounted Vertical Rod Device

3327A surface mounted vertical rod devices for all types of single and double doors.
UL listed for Panic Exit Hardware. Fits door stiles as narrow as $1\frac{3}{4}$ " (44mm).



Features

- Non-handed
- Field sizeable
- $\frac{5}{8}$ " (19mm) molydag® coated latch bolt
- Hex key dogging
- Latch bolt deadlocking
- One piece center case cover

Strikes and Fasteners

Device is furnished standard with 266, 248L-4 and 304L strikes. Sex bolts are furnished for standard mounting on $1\frac{3}{4}$ " (44mm) and $2\frac{1}{4}$ " (57mm) thick doors.

Dimensions

Pushpad height to finished floor	39 $\frac{13}{16}$ " (1011 mm) at center
Pushpad projection —	
neutral	3 $\frac{13}{16}$ " (97 mm)
depressed	3 $\frac{1}{16}$ " (78 mm)
Center case	8 $\frac{3}{16}$ " x 2 $\frac{13}{32}$ " x 1 $\frac{9}{16}$ " (208mm x 62mm x 40mm)
Device length —	
Short 3' (914mm)	2'6" to 3' (762mm to 914mm) door size
Long 4' (1219mm)	3'1" to 4' (940mm to 1219mm) door size
Top and bottom latch case	4 $\frac{1}{2}$ " x 2 $\frac{1}{8}$ " x 1 $\frac{1}{26}$ " (117mm x 48mm x 38mm)
Vertical Rods	$\frac{1}{2}$ " (13 mm) square tubing
Undercut	$\frac{1}{4}$ " (7 mm) maximum

Stocked Product

3327AE0 3'x7' 628, 313

27 Top Latch

27 Bottom Latch



266
Top Strike



248L-4
Bottom Strike
for use with
Threshold



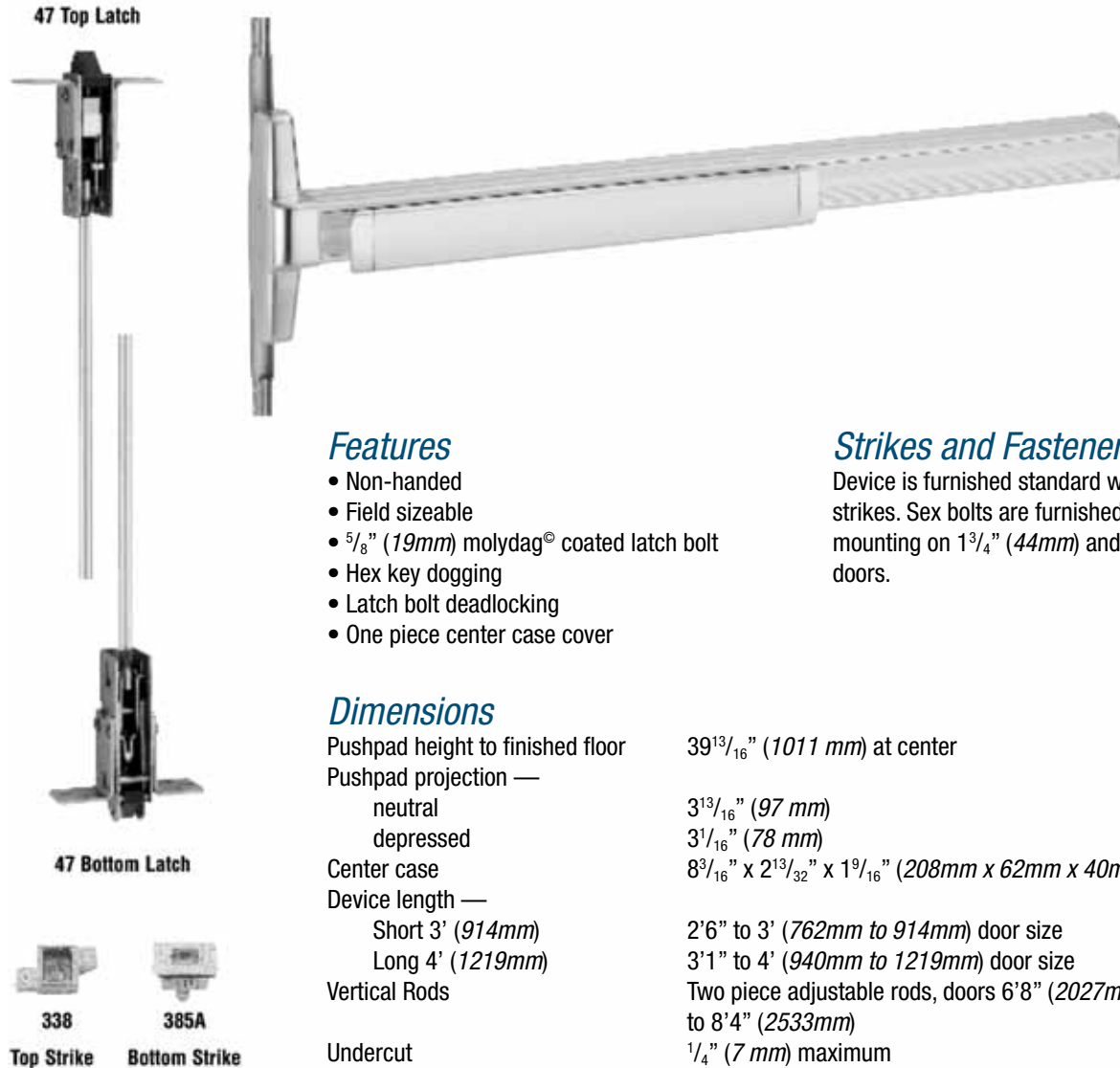
304L
Bottom Strike



Von Duprin

3347A - Concealed Vertical Rod Device

3347A concealed vertical devices for all types of single and double doors with mullion, UL listed for Panic Exit Hardware. Fits door stiles as narrow as $1\frac{3}{4}$ " (44mm) (wood door stile as narrow as 4").



Features

- Non-handed
- Field sizeable
- $\frac{5}{8}$ " (19mm) molydag® coated latch bolt
- Hex key dogging
- Latch bolt deadlocking
- One piece center case cover

Strikes and Fasteners

Device is furnished standard with 338 and 385A strikes. Sex bolts are furnished for standard mounting on $1\frac{3}{4}$ " (44mm) and $2\frac{1}{4}$ " (57mm) thick doors.

Dimensions

Pushpad height to finished floor	$39\frac{13}{16}$ " (1011 mm) at center
Pushpad projection —	
neutral	$3\frac{13}{16}$ " (97 mm)
depressed	$3\frac{1}{16}$ " (78 mm)
Center case	$8\frac{3}{16}$ " x $2\frac{13}{32}$ " x $1\frac{9}{16}$ " (208mm x 62mm x 40mm)
Device length —	
Short 3' (914mm)	2'6" to 3' (762mm to 914mm) door size
Long 4' (1219mm)	3'1" to 4' (940mm to 1219mm) door size
Vertical Rods	Two piece adjustable rods, doors 6'8" (2027mm) to 8'4" (2533mm)
Undercut	$\frac{1}{4}$ " (7 mm) maximum

Stocked Product

3347AEO 3'x7" 628, 313



Von Duprin

33A Series - Trim (All trim supplied less cylinder)



386DT
Dummy Trim



386NL
Pull trim with
cylinder Key
retracts bolt
(Rim cylinder
not included)



388
Pull trim with
thumb piece
Key locks or
unlocks latch
(Rim cylinder
not included)



360L
Standard operation
key locks or
unlocks lever
(Rim cylinder
not included)




360LBE
With 06 lever
Key locks &
unlocks lever
(Rim cylinder
not included)

360L-NL



Night latch, key
retracts latch bolt.
Lever or knob is
rigid. Use NL suffix.
(Rim cylinder not
included)

360L-BE



Blank escutcheon,
lever or knob
always active.
Use BE suffix.

386-DT



Dummy trim, lever
or knob rigid for pull
operation. Use DT

Stocked Product

Part #	Cylinder Required	Function	Finishes
386DT	no cylinder required	Dummy	26D,10B
386NL	Rim Cylinder	NL Function Rim	26D,10B
360L	Mortise Cylinder 1-1/4"	Entry Mortise	26D,10B
388	Rim cylinder	NL Function Rim	26D,10B
360L BE	none	Entry Blank Outside	313,26D

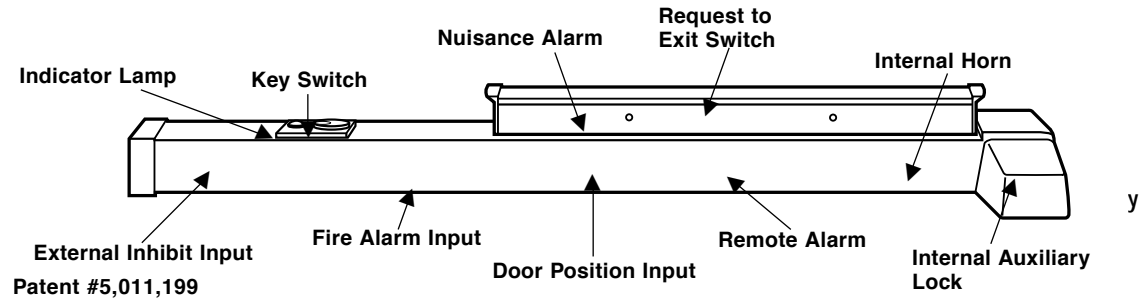
All lever trim stocked with 06 Lever



Von Duprin

CX99 Device

CX99 rim devices for all types of single doors and double doors with mullion, UL listed for accident hazard installations. Covers stock hollow metal doors with 86 or 161 cutouts.



Features

- Nonhanded
- Field sizeable
- 3/4" (19mm) throw, latch bolt
- Latch bolt deadlocking

Stocked Product

Finishes: 313, 26D
Sizes: 3' and 4"



299

STRIKES AND FASTENERS

Device is furnished with standard 299 strike in dull black finish

DIMENSIONS

Touchbar height to finished floor	39-13/16" (1011mm) at center
Touchbar projection	
neutral	3-13/16" (97mm)
depressed	3-1/16" (78mm)
Center case	8" x 2-1/4" x 2-3/4" (203mm x 57mm x 70mm)
Device length	
Short	3' (914mm) 2'10" to 3' (864mm to 914mm) door size
Long	4' (1219mm) 3'4" to 4' (1016mm to 1219mm) door size

Factory Definable Delay Time

Most jurisdictions allow 15 seconds of delay before allowing egress. In those cases where 15 seconds is not appropriate, Von Duprin can set the Chexit for any delay time between 0 and 60 seconds on 2 second increments. For delays greater than 15 seconds a letter from the local authority is required.

Request to Exit Switch is built into the device to detect when someone attempts to exit. Applying less than 15 pounds to the push pad when the device is armed will cause this switch to start an irreversible alarm cycle.

Nuisance Alarm — When a Chexit is located in a public area, it can be desirable to limit false alarms. If the Nuisance Audible and Nuisance Delay options are set to off, the device will go into alarm as soon as the push pad is touched (when armed). Turning the Nuisance Delay on will require the push pad to be pressed for 2 seconds before the Chexit goes into alarm. If the Nuisance Audible and Nuisance Delay are both on, the alarm will sound as soon as the push pad is pressed, but the alarm sequence will stop unless the push pad is held for 2 seconds or more.

Remote Alarm — A set of relay contacts (rated 1 ampere, 24 VDC) are provided to give external alarm indication. These contacts close when the device is in an irreversible alarm condition (If Nuisance Audible is enabled, they will not close until the push pad has been held for more than 2 seconds). These contacts can be used to drive a horn, lamp, or other indicative device.

Key Switch — The Key Switch provides the means to arm, disarm, or reset the Chexit. The key can be removed in either the Arm or Disarm position. In cases where the key switch is not used for controlling the device, a blank cylinder can be used.

Indicator Lamp — The status of the Chexit can be determined by the Indicator Lamp. A masked bezel design provides wide angle viewing in any lighting condition. When the lamp is off, this indicates the device is disarmed and is functioning as a normal exit device (no delay). A continuously on lamp indicates the device has just been armed and as soon as the selectable rearm timer expires, the device will arm. A slow flashing lamp indicates the device is armed. A fast flashing indicator lamp indicates the device is in alarm.

Internal Horn — Whenever the device is in alarm or the push pad is pressed the internal horn will sound. The volume level of this horn exceeds 85 db at 6 feet. The user can select whether or not this horn sounds during a fire alarm condition.

Door Position Input — An external door position switch can be connected to the Chexit. Doing this gives added security to the opening and is recommended. If a door position switch is used, it will cause the alarm to sound if the door is not closed when the device is armed; it will sound the alarm if the door is forced open while the device is armed; it will provide anti-pass-back by cutting short the rearm time.

External Inhibit Input — This optional input is provided to allow remote override of the Chexit in the armed condition. It also allows remote reset of the Chexit in an alarmed condition. Typical device connections include card readers, wall-mounted key switches, or a remote security console. This input is controlled with a Normally closed switch (open = disarmed).

Fire Alarm Input — This input disables the Chexit immediately upon a fire alarm. The building's fire alarm system should provide normally closed contacts which open on alarm.


Internal Auxiliary Lock — The Auxiliary Lock is engaged when the Chexit is armed. The locking mechanism is specifically designed to hold securely even when the exit device is struck with forceful blows. The mechanism will also release upon command regardless of the force applied to the push pad. An override spring prevents damage to internal components when more than 75 pounds of force are exerted on the push pad.



Von Duprin

9827 - Surface Mounted Vertical Rod with Smooth Mechanism Case

9927 - Surface Mounted Vertical Rod



99 surface mounted vertical rod for all types of single or double doors. UL Listed for accident hazard installations. Covers stock hollow metal doors with 86 or 161 cutouts.

Features

- Non-handed
- Latch bolt deadlocking
- Field sizeable
- Hex key dogging
- 5/8" (16mm) thrown, latch bolt
- Available LBR (less bottom rod)

Option

Available LBR (less bottom rod)

Stocked Product

9827E0/9927E0	3' X 7' and 4' X 7'	313, 26D
9927E0 LBR/9827E0 LBR	3' X 7'	313, 26D

9827E0F/9927E0F	3' X 7' and 4' X 7'	313, 26D
* P9827E0F LBR	3' X 7'	26D
* P9927E0F LBR	3' X 7'	26D

* Less Bottom Rod, Fire Device Sold in Sets (2) only

9927-F - Fire Exit Surface Mounted Vertical Rod

9827-F and 9927-F fire exit surface mounted vertical rod devices for all types of 8' x 8' (2438mm x 2438mm) double doors, UL listed fire exit hardware, 3 hours.

Features

- Non-handed
- Field sizeable
- Latch bolt deadlocking
- 5/8" (16mm) anti-friction latch bolt

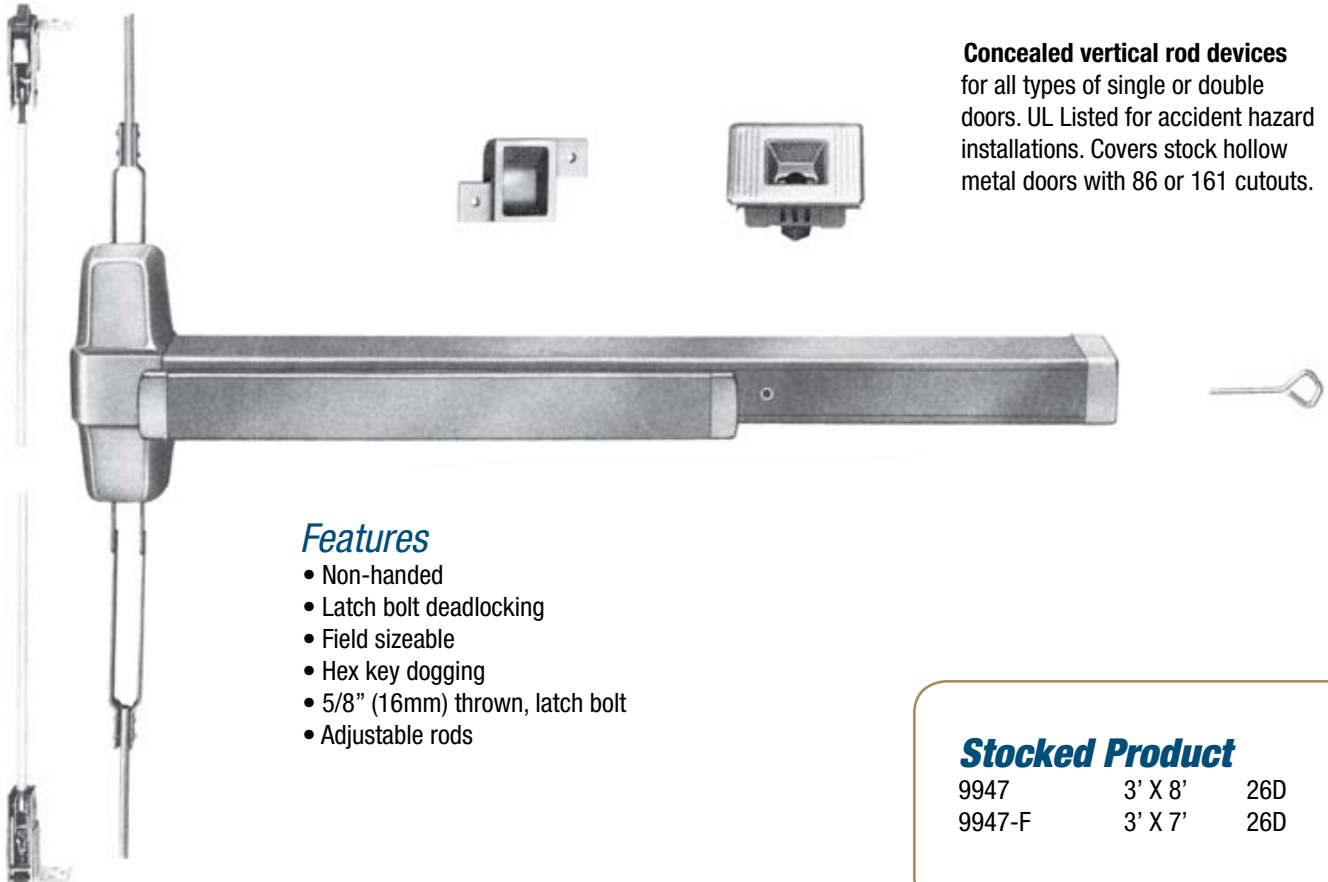
9827 & 9927F DIMENSIONS

Touchbar height to finished floor	39-5/8" (1006mm) at center
Touchbar projection	
neutral	3-13/16" (97mm)
depressed	3-1/16" (76mm)
Center case	8" x 2-1/4" x 2-3/4" (203mm x 57mm x 70mm)
Device length	(914mm) 2'6" to 3' (762mm to 914mm) door size
short 3'	3'1" to 4' (940mm to 1219mm) door size
long 4'	
Top & bottom latch case	4-1/2" x 2-1/8" x 1-1/2" (114mm x 54mm x 38mm)
Vertical rods	1/2" (13mm) square tubing



Von Duprin

9947 - Concealed Vertical Rod Devices



Concealed vertical rod devices for all types of single or double doors. UL Listed for accident hazard installations. Covers stock hollow metal doors with 86 or 161 cutouts.

Features

- Non-handed
- Latch bolt deadlocking
- Field sizeable
- Hex key dogging
- 5/8" (16mm) thrown, latch bolt
- Adjustable rods

Stocked Product

9947	3' X 8'	26D
9947-F	3' X 7'	26D

9947-F - Fire Exit Concealed Vertical Rod Devices

9947-F fire exit concealed vertical rod devices for use on 8' x 8' (2438mm x 2438mm) double metal doors, UL listed fire exit hardware, 3 hours.

Features

- Non-handed
- Field sizeable
- Adjustable rods
- 5/8" (16mm) thrown, latch bolt

9947 & 9947-F DIMENSIONS

Touchbar height to finished floor	39-5/8" (1006mm) at center
Touchbar projection	
neutral	3-13/16" (97mm)
depressed	3-1/16" (76mm)
Center case	8" x 2-1/4" x 2-3/4" (203mm x 57mm x 70mm)
Device length short 3'	(914mm) 2'6" to 3' (762mm to 914mm) door size
long 4'	3'1" to 4' (940mm to 1219mm) door size
Top & bottom latch case	4-1/2" x 2-1/8" x 1-1/2" (114mm x 54mm x 38mm)
Vertical rods	Two piece adjustable rods, doors 6'8" (2027mm) to 8'4" (2533mm)



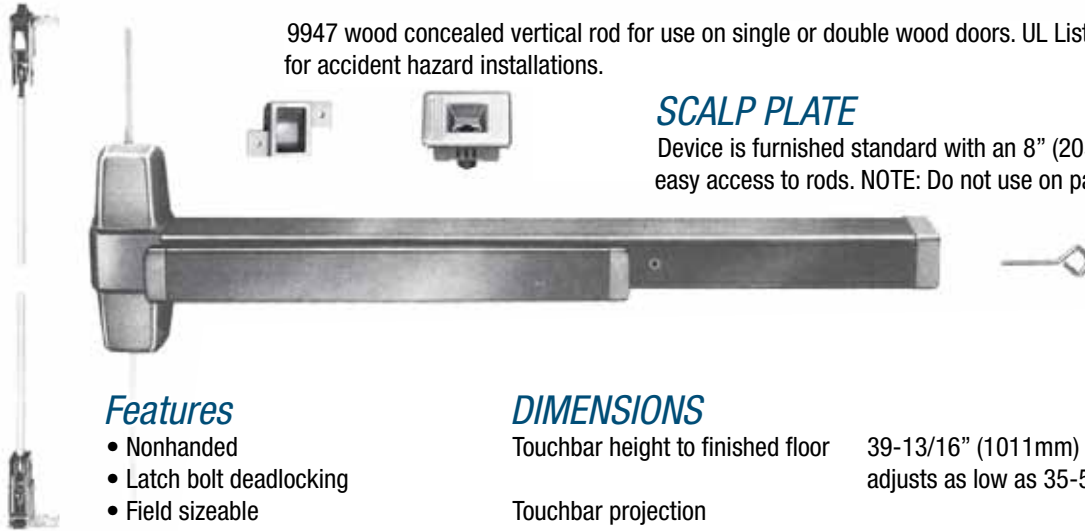
Von Duprin

9947WDC - Wood Concealed Vertical Rod Devices

9947 wood concealed vertical rod for use on single or double wood doors. UL Listed for accident hazard installations.

SCALP PLATE

Device is furnished standard with an 8" (203mm) long scalp plate for easy access to rods. NOTE: Do not use on pair of doors with 9975



Features

- Nonhanded
- Latch bolt deadlocking
- Field sizeable
- Hex key dogging
- 5/8" (16mm) thrown, latch bolt
- Adjustable rods

DIMENSIONS

Touchbar height to finished floor	39-13/16" (1011mm) at center, adjusts as low as 35-5/8" (905mm)
Touchbar projection	
neutral	3-13/16" (97mm)
depressed	3-1/16" (76mm)
Center case	8" x 2-1/4" x 2-3/4" (203mm x 57mm x 70mm)
Device length	(914mm) 2'6" to 3' (762mm to 914mm) door size
short 3'	3'1" to 4' (940mm to 1219mm) door size
long 4'	
Vertical Rods - round	Two piece adjustable rods, doors 6'8" (2027mm) to 8'4" (2533mm)

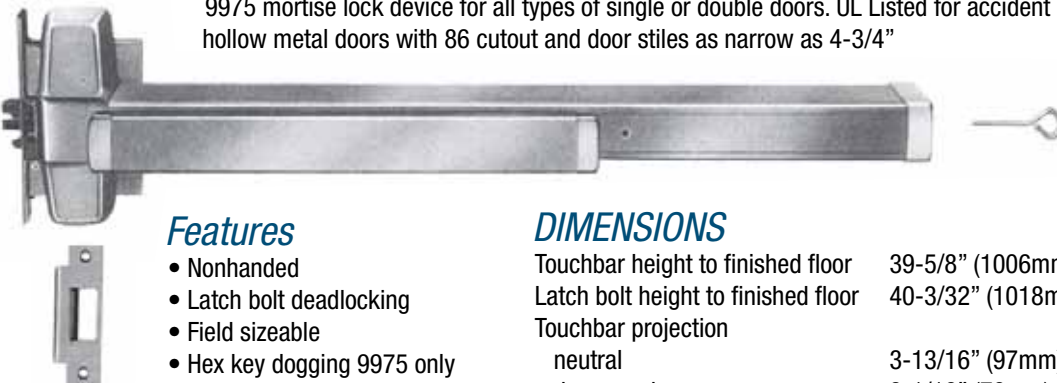
Stocked Product

9947WDC 3' X 7' 26D

9975 - Mortise Lock

9975 F - Mortise Device, Fire Rated UL Listed for Fire Exit Hardware

9975 mortise lock device for all types of single or double doors. UL Listed for accident hazard installations. Covers stock hollow metal doors with 86 cutout and door stiles as narrow as 4-3/4"



Features

- Nonhanded
- Latch bolt deadlocking
- Field sizeable
- Hex key dogging 9975 only
- 3/4" (19mm) thrown, latch bolt
- Adjustable rods

DIMENSIONS

Touchbar height to finished floor	39-5/8" (1006mm) at center
Latch bolt height to finished floor	40-3/32" (1018mm) at center
Touchbar projection	
neutral	3-13/16" (97mm)
depressed	3-1/16" (76mm)
Center case	8" x 2-1/4" x 2-3/4" (203mm x 57mm x 70mm)
Device length	(914mm) 2'6" to 3' (762mm to 914mm) door size
short 3'	3'1" to 4' (940mm to 1219mm) door size
long 4'	
Lock case	4-5/8" x 5-3/4" x 1" (117mm x 146mm x 25mm)
Faceplate	1-1/4" x 8" x 7/32" (32mm x 2438mm x 6mm)
Cylinder backset	2-3/4" (70mm)

Stocked Product

9975E0/9975E0F 3' 26D



Von Duprin

99 Series - Trim (All trim supplied less cylinder)




990DT
Dummy Trim



990NL
Pull trim with
cylinder Key
retracts bolt
(Rim cylinder
not included)




990TP
Pull trim with
thumb piece
Key locks or
unlocks latch
(Rim cylinder
not included)



994L
Standard operation
key locks or
unlocks lever
(Rim cylinder
not included)

994L / 996L Series


Break away lever, allows lever to break away & drop into down position when abused.
It can easily be reset to operating position by up lift motion



996L
With 06 lever
Key locks &
unlocks lever
(Rim cylinder
not included)



994L-NL
Night latch, key
retracts latch bolt.
Lever or knob is
rigid. Use NL suffix.
(Rim cylinder not
included)



994L-BE
Blank escutcheon,
lever or knob
always active.
Use BE suffix.



994L-DT
Dummy trim, lever
or knob rigid for pull
operation. Use DT

Stocked Product

Part #	Cylinder Required	Function	Finishes
990DT	no cylinder required	Dummy	26D,SP313
990NLM	Mortise cylinder 1-1/4"	NL Function Mortise	26D
990NLR	Rim Cylinder	NL Function Rim	313,26D
990TPR	Rim Cylinder	TP Function Rim/vertical	313,26D
996LM	Mortise Cylinder 1-1/4"	Entry Mortise	26D
994L/996L	Rim cylinder	Entry Rim/Vertical	313,26D
996LCV	Rim Cylinder	Entry Concealed Vertical	26D
994L/996L BE	none	Entry Blank Outside	313,26D
994L/996L DT	none	Dummy	313,26D
994L/996L NL	Rim	NL function Rim/Vertical	313,26D

**All lever trim stocked with 06 Lever
996L also available in
03 & 17 lever - 26D only**




Von Duprin

99 ALK - Exit alarm kit (supplied less cylinder)

Features


- Contains internal horn, when touch bar is depressed horn sounds
- Key switch uses a standard 1-1/4" mortise cylinder. Note: 99ALK supplied less cylinder
- 9 volt battery
- When battery is weak, the horn will sound intermittent signal
- Includes "EMERGENCY EXIT ONLY. ALARM WILL SOUND" decal



Stocked Product

Sprayed Aluminum and Dark Bronze

Mullion



Removable mullions provide single door performance in double door openings with rim devices. Mullions are easily removed by loosening bottom set screw and removing top fitting cover. The top mullion fitting is attached to the frame and is concealed by the fitting cover.


Mullions are shipped presized, with mounting screws, and prepared for strike. Strike not included.

4954 - standard door application. Prepared for two 264 or 299 strikes for use with all Von Duprin panic rim exit devices.
VON DUPRIN

Stocked Product

9954 7'3" Aluminum and Dark Bronze

Keyed Removable Mullion (supplied less cylinder)



Keyed Removable mullions makes removal faster and easier by a single operation of the mortise cylinder. Mullions provide single door performance and security on double door applications. Once the mullion is removed, large equipment or furniture can freely pass through the opening. The unit will self lock when re-installed, without use of the cylinder key.

KR 4954 - key removable option supplied less cylinder - mortise cylinder 1-1/4"

9954 - UL Fire label mullion for up to 3 hour opening using Von Duprin fire exit rim devices.

MT54 - Wall mounted storage kit with floor and wall brackets for storage of key removable mullion description.


Stocked Product

MT54 Storage Kit Aluminum
4954 7'2" and 8' 2" Aluminum and Dark Bronze
KR4954 7' 6" and 8' 6" Aluminum and Dark Bronze
KR54 Removable kit for 4954
KR54F Removable kit for 9954



Von Duprin

Glass Bead Kits



Glass bead conversion kits are available for 99 and 22 series devices for use on doors with raised glass beads. Each kit consists of 1/4" shim sets

Stocked Product

22GBK for Rim and Vertical
99GBK for Rim and Vertical

Aluminum and Dark Bronze
Aluminum and Dark Bronze

99 Series - Parts

425
sex bolts




F/9927
bottom/top case less cover



425	Sex Bolts Female only (pk.of 2)	Aluminum and Dark Bronze
98EXT	12" Extension Rod	Aluminum and Dark Bronze
98EXT36	36" Extension Rod	Aluminum and Dark Bronze
99EXT	12" Extension Rod	Aluminum and Dark Bronze
99EXT36	36" Extension Rod	Aluminum and Dark Bronze
110WDNL	Wood Door Kit	Aluminum or Dark Bronze
110MDNL	Metal Door Kit	
RX	Switch, request to exit	

Electric Exit Devices - Electric Latch Retraction (EL)



- EL99E0
- 3/4" (19mm) thrown latch bolt

Solenoid Specifications:

- continous duty - 24 VDC
- current in-rush - 16 Amps
- current holding - 0.3 Amps

To order, specify

Standard - use prefix EL, example EL99L

Hex key dogging - use prefix HD-EL, example HD-EL99L

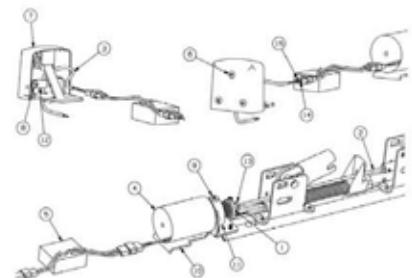
Special center case dogging - use prefix SD-EL, example SD-EL99L

Stocked Product:

EL99E0	36"	US26D
ELCONVKIT	36"	Conversion Kit

EL Conversion Kit

The EL kit allows existing exit devices to be converted to EL devices except fire rated devices





Von Duprin


Series PS902 - Power Supply

- The series PS902 power supply is designed for electromagnetic locks and electric strikes on single door applications. The output power is field selectable for either 24VDC @ 1 ampere or 12VDC @ 2 ampere. Standard input 120VAC @ 0.6 ampere and 240VAC @ 0.3 ampere available. Terminal block will accept up to 14 gauge stranded wire.



Series PS873 - Power Supply

- The series PS873 power supply is designed to operate a wide variety of electrical products. EL panics require 871-2 PCB minimum.
- The regulated output power is field selectable for either 24VDC @ 2 ampere or 12VDC @ 4 ampere.
- Standard input 120VAC @ 1.0 ampere
- PS873X2 complete for 2 doors.



EPT10 - Electrical Power Transfer

- Electric power transfer provides a means of transferring electrical power from a door frame to the edge of a swinging door. The units are completely concealed when the door is in the closed position, and are ideally suited for installations involving abuse or heavy traffic.
- Door applications; up to 5" butt
 - Hinges - 180° swing, 5-1/2" butt
 - Hinges - 130° swing, 6" butt
 - Hinges - 110° swing, and 3/4" offset pivots 180° swing.

Stocked Product

PS861
PS873x2
EPT10 Aluminum and Dark Bronze



5100 - Electric Strike

Features

- Three faceplates included for hollow metal, wood or aluminum frames
- Internal 12/24 VDC dual voltage solenoid
- Adjustable keeper
- Available with both fail safe / fail secure options

