

# Smooth or textured in a variety of designs



## Colonist®

Pine wood grain texture or smooth finish

- Distinguished by more than a quarter century of precision craftsmanship and design, this classic design rises above all imitators.
- Available in 6'8", 7'0" and 8'0" passage and bifold sizes.

## Madison®

Smooth finish

- A square top single-panel plank door that brings character and charm to any room.



## Carrara®

Smooth finish

- Austere yet welcoming, this uncluttered design has limitless appeal.
- Available in 6'8", 7'0" and 8'0" passage and bifold sizes.

## Craftsman III™

Smooth finish

- Created through advanced panel technology to create the only truly authentic molded flat panel door.
- Reflects traditional Craftsman architecture and beautifully simplistic Mission-style, yet its modern design is equally popular today.
- Available in 6'8" and 7'0" passage sizes.



## Conmore®

Elegant smooth finish.

- The only truly authentic molded, flat 5-panel door.
- Available in standard 6'8" passage and bifold sizes.

## Continental®

Smooth finish

- Squared and arched design gives a unique look with classic familiarity.
- Traditional style with proportioned panels.
- ADA Options Available.



# Smooth or textured in a variety of designs



## Santa Fe™

Smooth finish

- An arch top, two-panel plank door that brings character and charm to any room.
- Available in 68", 70" and 80" passage and bifold sizes.

## Caiman®

Smooth finish

- A two-panel, true arch design that's the picture of elegant simplicity.
- Available in 68", 70" and 80" passage and bifold sizes.



## Rockport™

Smooth finish

- Smooth surface and modified cove and bead sticking profiles add traditional warmth to any room.

## Princeton®

Smooth finish

- Bold, sleek, stylish, this door brings chic to any room.
- Available in 68", 70" and 80" passage and bifold sizes.



## Monroe™

Smooth finish

- This Flat Panel design is a simplistic mission-style design.
- Available 6'8", 7'0", and 8'0".
- ADA Options Available.



## FLUSH & MOLDED DOORS

	PAGE
HOLLOW CORE .....	2
SOLID CORE .....	3
MOLDED PANEL .....	4 - 7
FIRE DOORS .....	8
ARCHITECTURAL .....	9
FLUSH DOOR EXTRAS .....	10
FLUSH COMBINATION DOORS .....	11
DOOR LITES, STEEL VISION LITES, & LOUVERS .....	12
SASH DOORS .....	13
CONTEMPORARY 2365 .....	14

Please see T.M. Cobb Co.’s Brochure entitled “Care and Finishing Instructions” located on our website at [www.TMCobb.com](http://www.TMCobb.com) under the Brochures section for complete Flush Door Specifications and Warranty.

### WARNING

Tempered glass contains varying degrees of distortion. These distortions may affect view and are not considered a defect. All tempered glass has this characteristic.

Product performance requires proper product selection and correct installation. Therefore, it is the sole responsibility of the Architect, Specification Writer, Contractor, Building Owner or the Installer to ensure the following; (A) All products selected and purchased meet all Local, State and Federal Governments' codes and regulations (B) All products selected and purchased are compatible with any and all conditions that may occur at the installation site either present or future (C) are properly stored, handled, installed and finished.



## HOLLOW CORE FLUSH DOORS

Hollow Core Doors are recommended for Interior installation only.

Size	Primed Hardboard	Embossed Prime Coat	Lauan	Birch	Red Oak
1/0 x 6/8 x 1-3/8	\$97.65 N			\$141.95 N	
1/2 x 6/8 x 1-3/8	\$92.10 N			\$141.95 N	
1/3 x 6/8 x 1-3/8	\$92.10			\$141.95 N	
1/4 x 6/8 x 1-3/8	\$92.10			\$141.95 N	
1/6 x 6/8 x 1-3/8	\$92.10	\$99.10 N	\$126.00N	\$141.95	\$170.30 N
1/8 x 6/8 x 1-3/8	\$92.10		\$126.00N	\$145.55	\$170.30 N
1/10 x 6/8 x 1-3/8	\$95.05		\$126.00N	\$145.55 N	\$170.30 N
2/0 x 6/8 x 1-3/8	\$95.90	\$99.10 N	\$126.00	\$145.55	\$170.30 N
2/2 x 6/8 x 1-3/8	\$102.95	\$113.65 N	\$129.55N	\$156.20	\$180.90 N
2/4 x 6/8 x 1-3/8	\$102.95	\$113.65 N	\$129.55	\$156.20	\$180.90 N
2/6 x 6/8 x 1-3/8	\$104.75	\$115.50 N	\$133.10	\$159.75	\$186.30 N
2/8 x 6/8 x 1-3/8	\$110.15	\$121.65 N	\$141.95	\$170.30	\$198.70 N
2/10 x 6/8 x 1-3/8	\$113.65	\$123.65 N	\$149.10N	\$177.40	\$209.30 N
3/0 x 6/8 x 1-3/8	\$113.65	\$123.65 N	\$149.10	\$177.40	\$209.30 N
3/6 x 6/8 x 1-3/8	\$159.75		\$230.55N	\$344.00	
4/0 x 6/8 x 1-3/8	\$195.10		\$248.30N	\$368.90	\$378.60 N
2/6 x 6/8 x 1-3/4	\$131.35			\$180.90	
2/8 x 6/8 x 1-3/4	\$134.80			\$184.60 N	
3/0 x 6/8 x 1-3/4	\$140.50			\$189.75	\$218.30 N
3/6 x 6/8 x 1-3/4	\$239.40 S			\$358.30 N	
4/0 x 6/8 x 1-3/4				\$386.55 N	
Shaded Items also stocked with fiber stile and rail, beveled & sized. Deduct \$ 4.30					
2/6 x 7/0 x 1-3/8	\$127.80 S				
2/8 x 7/0 x 1-3/8	\$131.35 S				
3/0 x 7/0 x 1-3/8	\$136.65 S			\$202.20 S	
3/0 x 7/0 x 1-3/4	\$166.75			\$205.75	\$262.55 N
3/6 x 7/0 x 1-3/4	\$299.65 S				
4/0 x 7/0 x 1-3/4	\$317.40 S			\$461.00 S	
1/6 x 8/0 x 1-3/8	\$127.80 S				
2/0 x 8/0 x 1-3/8	\$127.80 S				
2/4 x 8/0 x 1-3/8	\$136.65 S				
2/6 x 8/0 x 1-3/8	\$157.85 S				
2/8 x 8/0 x 1-3/8	\$166.75 S				
3/0 x 8/0 x 1-3/8	\$214.75			\$292.65	\$315.65 N
3/6 x 8/0 x 1-3/8	\$241.20 S			\$450.40 S	
4/0 x 8/0 x 1-3/8	\$318.45			\$480.50 N	
2/6 x 8/0 x 1-3/4	\$232.40 S				
2/8 x 8/0 x 1-3/4	\$235.75 S				
3/0 x 8/0 x 1-3/4	\$255.45			\$379.45	
3/6 x 8/0 x 1-3/4	\$312.20				
4/0 x 8/0 x 1-3/4	\$336.90			\$528.35 N	

Care and Finishing Instructions can be found online under the "Wood Resources" link at <https://www.tmcobb.com/resources/brochures/>

S = Stocked in South Only  
 N = Stocked in North Only  
 \* These PC2 HB & Birch Doors stocked in Type-1 Glue Line also (Water Resistant) ADD 10.00  
 • These doors also stocked prefit to match Timely Frames Add Prefit Charges Section V Page 2



## SOLID CORE FLUSH DOORS

Size	Primed Hardboard	Lauan	Birch	Red Oak
1/6 x 6/8 x 1-3/8	\$178.95		\$211.55 N	
1/8 x 6/8 x 1-3/8	\$178.95		\$211.55 N	
1/10 x 6/8 x 1-3/8	\$178.95 N		\$211.55 N	
2/0 x 6/8 x 1-3/8	\$178.95 *	\$214.85	\$211.55	\$248.95N
2/2 x 6/8 x 1-3/8	\$185.50	\$218.05 N	\$227.50	\$257.05N
2/4 x 6/8 x 1-3/8	\$185.50 *	\$218.05	\$227.50	\$257.05N
2/6 x 6/8 x 1-3/8	\$187.05 *	\$221.25	\$231.10 *	\$265.20N
2/8 x 6/8 x 1-3/8	\$193.65 *	\$227.70	\$239.20 *	\$273.30N
2/10 x 6/8 x 1-3/8	\$201.80	\$240.85 N	\$253.75 N	\$289.55N
3/0 x 6/8 x 1-3/8	\$201.80 *	\$240.85	\$253.75 *	\$289.55N
2/0 x 6/8 x 1-3/4	\$182.25 *	\$231.10 N	\$234.35	
2/2 x 6/8 x 1-3/4	\$182.25 S			
2/4 x 6/8 x 1-3/4	\$185.50	\$239.20 N	\$244.00	
2/6 x 6/8 x 1-3/4	\$192.00 *	\$239.20	\$247.35 *	\$283.10N
2/8 x 6/8 x 1-3/4	\$201.80 *	\$244.00	\$257.05 *	\$292.75N
2/10 x 6/8 x 1-3/4	\$214.85	\$257.05 N	\$270.10	\$305.85N
3/0 x 6/8 x 1-3/4	\$214.85 • *	\$257.05	\$270.10 • *	\$305.85
3/6 x 6/8 x 1-3/4	\$244.00	\$322.10 S	\$343.95	
4/0 x 6/8 x 1-3/4	\$260.35		\$354.55	
2/6 x 7/0 x 1-3/8	\$213.45 S		\$282.40	
2/8 x 7/0 x 1-3/8	\$217.80 S		\$297.60 S	
3/0 x 7/0 x 1-3/8	\$224.55 S		\$306.10 S	
2/0 x 7/0 x 1-3/4	\$214.35 S		\$296.00 S	
2/4 x 7/0 x 1-3/4	\$214.35 S		\$301.10 S	
2/6 x 7/0 x 1-3/4	\$219.45		\$306.20	
2/8 x 7/0 x 1-3/4	\$248.35		\$332.65	
3/0 x 7/0 x 1-3/4	\$251.75 •	\$292.55	\$336.70 • *	\$323.10
3/6 x 7/0 x 1-3/4	\$391.15 S		\$472.75 S	
4/0 x 7/0 x 1-3/4	\$415.00 S		\$493.20 S	
2/0 x 8/0 x 1-3/8	\$299.35		\$329.90 N	
2/4 x 8/0 x 1-3/8	\$299.35			
2/6 x 8/0 x 1-3/8	\$299.35		\$347.00	
2/8 x 8/0 x 1-3/8	\$306.10		\$348.75	
3/0 x 8/0 x 1-3/8	\$314.65		\$365.65	
4/0 x 8/0 x 1-3/8	\$493.20		\$602.00 N	
2/0 x 8/0 x 1-3/4	\$265.25 S			
2/4 x 8/0 x 1-3/4	\$268.70 S			
2/6 x 8/0 x 1-3/4	\$309.60		\$348.75	
2/8 x 8/0 x 1-3/4	\$314.65		\$360.15	
3/0 x 8/0 x 1-3/4	\$319.80		\$367.35	\$370.75N
3/6 x 8/0 x 1-3/4	\$421.75 S		\$584.95 S	
4/0 x 8/0 x 1-3/4	\$498.30		\$642.75	\$663.10N
<b>Stave Lumber Core w/ Type-1 glue</b>				
3/0 x 6/8 x 1-3/4	\$450.70 S		\$527.15	
3/0 x 7/0 x 1-3/4	\$467.65 S		\$552.65	

Architectural Doors  
 See Page 9

Type-1 Glue is available. Submit for Quote  
**Solid Core Doors must be Type-1 Glue for Exterior use. Primed Hardboard is not recommended for exterior use.**  
**20-Minute Labeled Fire Doors - (Not recommended for exterior use.)**  
 1-3/4 Solid Core Slabs - (Maximum Size 4/0 x 8/0)  
 For Prefit with Label applied see Prefit / Prehung Section , page 2 for charges.  
**Note:** -Jobsite Inspectors require Metal Labeled Doors. These labels must be applied by a licensed prefitter only.




## SMOOTH SKIN MOLDED PANEL DOORS

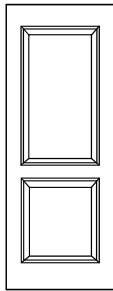
Size	Sm. Colonist	Carrara	Santa Fe	Caiman	Continental	7/0 Carrara	Princeton	Rockport
<b>Hollow Core</b>								
† 1/0 x 6/8 x 1-3/8	\$115.30 N	\$115.30 N						
† 1/2 x 6/8 x 1-3/8	\$115.30 N	\$115.30 N						
† 1/3 x 6/8 x 1-3/8	\$115.30 N	\$115.30 N						
† 1/4 x 6/8 x 1-3/8	\$115.30 N	\$115.30 N						
1/6 x 6/8 x 1-3/8	\$122.90	\$122.90	\$122.90	\$122.90		\$154.25 S	\$122.90	\$122.90 N
1/8 x 6/8 x 1-3/8	\$122.90	\$122.90	\$122.90	\$122.90		\$154.25 S	\$122.90	\$122.90 N
† 1/10 x 6/8 x 1-3/8	\$124.75	\$124.75		\$124.75			\$124.75 S	\$124.75 N
2/0 x 6/8 x 1-3/8	\$124.75	\$124.75	\$124.75	\$124.75	\$124.75	\$155.40 S	\$124.75	\$124.75
2/2 x 6/8 x 1-3/8	\$129.85	\$129.85	\$129.85	\$129.85		\$170.95 S	\$129.85	\$129.85 N
2/4 x 6/8 x 1-3/8	\$129.85	\$129.85	\$129.85	\$129.85	\$129.85	\$170.95 S	\$129.85	\$129.85
2/6 x 6/8 x 1-3/8	\$136.45	\$136.45	\$136.45	\$136.45	\$136.45	\$183.05 S	\$136.45	\$136.45
2/8 x 6/8 x 1-3/8	\$143.85	\$143.85	\$143.85	\$143.85	\$143.85	\$187.80 S	\$143.85	\$143.85
2/10 x 6/8 x 1-3/8	\$152.80	\$152.80	\$152.80	\$152.80		\$192.95 S	\$152.80	\$152.80 N
3/0 x 6/8 x 1-3/8	\$152.80	\$152.80	\$152.80	\$152.80	\$152.80	\$192.95 S	\$152.80	\$152.80
1/6 x 8/0 x 1-3/8		\$266.55 S		\$266.55 S				\$266.55 S
2/0 x 8/0 x 1-3/8	\$266.55	\$266.55	\$266.55	\$266.55			\$266.55	\$266.55
2/4 x 8/0 x 1-3/8	\$273.05	\$273.05	\$273.05	\$273.05			\$273.05	\$273.05
2/6 x 8/0 x 1-3/8	\$285.80	\$285.80	\$285.80	\$285.80			\$285.80	\$285.80
2/8 x 8/0 x 1-3/8	\$294.15	\$294.15	\$294.15	\$294.15			\$294.15	\$294.15
2/10 x 8/0 x 1-3/8		\$309.25 S		\$309.25 S				\$309.25 S
3/0 x 8/0 x 1-3/8	\$309.25	\$309.25	\$309.25	\$309.25			\$309.25	\$309.25
Shaded items also stocked in South with Fiber Stile and Rail, Beveled and Sized. Deduct \$4.30								
<b>Solid Core</b>								
2/0 x 6/8 x 1-3/8	\$236.40	\$236.40	\$236.40	\$236.40		\$270.40 S	\$236.40	
2/2 x 6/8 x 1-3/8	\$246.65	\$246.65	\$246.65	\$246.65			\$246.65	
2/4 x 6/8 x 1-3/8	\$246.65	\$246.65	\$246.65	\$246.65		\$280.70 S	\$246.65	
2/6 x 6/8 x 1-3/8	\$255.10	\$255.10	\$255.10	\$255.10		\$288.85 S	\$255.10	
2/8 x 6/8 x 1-3/8	\$260.20	\$260.20	\$260.20	\$260.20		\$294.25 S	\$260.20	
3/0 x 6/8 x 1-3/8	\$270.40	\$270.40	\$270.40	\$270.40		\$304.45 S	\$270.40	
2/0 x 8/0 x 1-3/8	\$377.55	\$377.55	\$377.55	\$377.55			\$377.55	\$377.55
2/4 x 8/0 x 1-3/8	\$391.15	\$391.15	\$391.15	\$391.15			\$391.15	\$391.15
2/6 x 8/0 x 1-3/8	\$404.70	\$404.70	\$404.70	\$404.70			\$404.70	\$404.70
2/8 x 8/0 x 1-3/8	\$425.20	\$425.20	\$425.20	\$425.20			\$425.20	\$425.20
3/0 x 8/0 x 1-3/8	\$438.70	\$438.70	\$438.70	\$438.70			\$438.70	\$438.70 S
<b>1-3/4" 20-Minute Warnock Hersey Ink Stamp</b>								
2/6 x 6/8 x 1-3/4	\$292.55	\$292.55	\$292.55	\$292.55		\$326.55 S	\$292.55	
2/8 x 6/8 x 1-3/4	\$292.55	\$292.55	\$292.55	\$292.55	\$292.55	\$326.55 S	\$292.55	\$292.55
3/0 x 6/8 x 1-3/4	\$306.10	\$306.10	\$306.10	\$306.10	\$306.10	\$340.10 S	\$306.10	\$306.10
2/6 x 8/0 x 1-3/4	\$462.55 S	\$462.55	\$462.55 S	\$462.55 S			\$462.55 S	
2/8 x 8/0 x 1-3/4	\$501.25	\$501.25	\$501.25	\$501.25			\$501.25	\$501.25
3/0 x 8/0 x 1-3/4	\$536.95	\$536.95	\$536.95	\$536.95			\$536.95	\$536.95



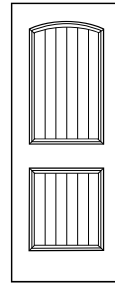
# SMOOTH SKIN MOLDED PANEL DOORS



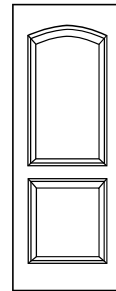
SM Colonist®



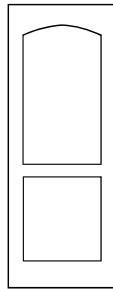
Carrara®



Santa Fe®

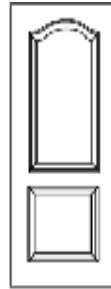


Caiman®

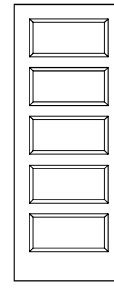


Continental®

Meets ADA Requirements  
Min 10" Bottom Rail



Princeton®



Rockport®

60-Minute Molded Fire rated.  
Submit for Quote.

Matching Bi-Folds available  
Section 6 Page 3

**Molded Panel Doors are NOT warranted for exterior use.**

**20-Minute Labeled 1-3/4" Solid Core Fire Doors** - For Profit with Label applied see Section V, Page 2 for charges.

**Note:** Jobsite Inspectors require Metal Labeled Doors. These labels must be applied by a licensed prefitter only.

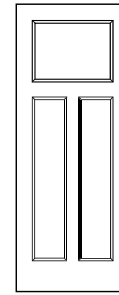
**Note:** Solid Core Craftsman III are constructed with a Semi-Solid Core.



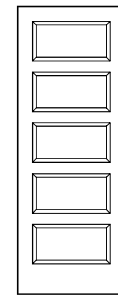
S = Stocked in South Only  
 N = Stocked in North Only

## SMOOTH SKIN MOLDED PANEL DOORS Flat Panel Design

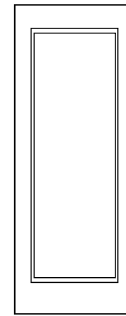
Size	Craftsman III	Conmore	Madison	Monroe
<b>HOLLOW CORE</b>				
1/6 x 6/8 x 1-3/8	\$196.15 S	\$196.15	\$196.15 S	\$196.15 S
1/8 x 6/8 x 1-3/8	\$196.15 S	\$196.15		\$196.15 S
1/10 x 6/8 x 1-3/8				\$196.15 S
2/0 x 6/8 x 1-3/8	\$196.15	\$196.15	\$196.15	\$196.15
2/2 x 6/8 x 1-3/8	\$206.10 S	\$206.10	\$206.10 S	\$206.10 S
2/4 x 6/8 x 1-3/8	\$206.10	\$206.10	\$206.10	\$206.10
2/6 x 6/8 x 1-3/8	\$212.05	\$212.05	\$212.05	\$212.05
2/8 x 6/8 x 1-3/8	\$215.80	\$215.80	\$215.80	\$215.80
2/10 x 6/8 x 1-3/8	\$227.70	\$227.70	\$227.70	\$227.70 S
3/0 x 6/8 x 1-3/8	\$227.70	\$227.70	\$227.70	\$227.70
<hr/>				
2/0 x 8/0 x 1-3/8			\$317.70	\$317.70
2/4 x 8/0 x 1-3/8			\$342.00	\$342.00
2/6 x 8/0 x 1-3/8			\$342.00	\$342.00
2/8 x 8/0 x 1-3/8			\$366.05	\$366.05
3/0 x 8/0 x 1-3/8			\$377.55	\$377.55
<hr/>				
<b>SOLID CORE</b>				
2/0 x 6/8 x 1-3/8	\$278.95	\$278.95		
2/2 x 6/8 x 1-3/8	\$287.95	\$287.95		
2/4 x 6/8 x 1-3/8	\$287.95	\$287.95		
2/6 x 6/8 x 1-3/8	\$298.80	\$298.80		
2/8 x 6/8 x 1-3/8	\$307.80	\$307.80		
2/10 x 6/8 x 1-3/8	\$324.00 S	\$324.00		
3/0 x 6/8 x 1-3/8	\$324.00	\$324.00		
<hr/>				
<b>1-3/4" 20-Minute Warnock Hersey Ink Stamp</b>				
2/6 x 6/8 x 1-3/4	\$413.90 S	\$413.90 S	\$449.85 S	\$449.85 S
2/8 x 6/8 x 1-3/4	\$413.90	\$413.90	\$449.85	\$449.85
3/0 x 6/8 x 1-3/4	\$446.30	\$446.30	\$485.85 S	\$485.85 S
<hr/>				
2/6 x 8/0 x 1-3/4				\$521.25 S
2/8 x 8/0 x 1-3/4			\$554.90 S	\$554.90 S
3/0 x 8/0 x 1-3/4			\$588.40 S	\$588.40 S



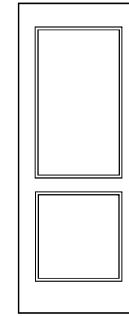
Craftsman III®



Conmore®



Madison®



Monroe®

Matching Bi-Folds available.  
 See Section 6 Page 3.

**Molded Panel Doors are NOT warranted for exterior use.**

**20-Minute Labeled 1-3/4" Solid Core Fire Doors** - For Prefit with Label applied see Section V, Page 2 for charges.

**Note:** Jobsite Inspectors require Metal Labeled Doors. These labels must be applied by a licensed prefitter only.


**Note:** Solid Core Craftsman III / Conmore are constructed with a Semi-Solid Core.



S = Stocked in South Only  
 N = Stocked in North Only  
 † These doors have Narrow Layout



## EMBOSSED SKIN MOLDED PANEL DOORS



Camden®



Colonist®

Size	Camden	Colonist
<b>HOLLOW CORE</b>		
† 1/0 x 6/8 x 1-3/8		\$117.60 N
† 1/2 x 6/8 x 1-3/8		\$117.60 N
† 1/3 x 6/8 x 1-3/8		\$117.60
† 1/4 x 6/8 x 1-3/8		\$117.60
1/6 x 6/8 x 1-3/8	\$122.90 N	\$122.90
1/8 x 6/8 x 1-3/8	\$122.90 N	\$122.90
† 1/10 x 6/8 x 1-3/8	\$124.75 N	\$124.75
2/0 x 6/8 x 1-3/8	\$124.75 N	\$124.75
2/2 x 6/8 x 1-3/8	\$129.85 N	\$129.85
2/4 x 6/8 x 1-3/8	\$129.85 N	\$129.85
2/6 x 6/8 x 1-3/8	\$136.45 N	\$136.45
2/8 x 6/8 x 1-3/8	\$143.85 N	\$143.85
2/10 x 6/8 x 1-3/8	\$152.80 N	\$152.80
3/0 x 6/8 x 1-3/8	\$152.80 N	\$152.80
1/6 x 8/0 x 1-3/8		\$266.55 S
2/0 x 8/0 x 1-3/8		\$266.55
2/4 x 8/0 x 1-3/8		\$273.05
2/6 x 8/0 x 1-3/8		\$285.80
2/8 x 8/0 x 1-3/8		\$294.25
2/10 x 8/0 x 1-3/8		\$309.25 S
3/0 x 8/0 x 1-3/8		\$309.25
Shaded Items also stocked in Southern California with fiber stile and rail, beveled & sized. 6' 7-1/8" Deduct \$ 4.30 - Camden in North and only in 6'8"		
<b>SOLID CORE</b>		
2/0 x 6/8 x 1-3/8	\$236.40 N	\$236.40
2/2 x 6/8 x 1-3/8	\$246.65 N	\$246.65
2/4 x 6/8 x 1-3/8	\$246.65 N	\$246.65
2/6 x 6/8 x 1-3/8	\$255.15 N	\$255.15
2/8 x 6/8 x 1-3/8	\$260.25 N	\$260.25
3/0 x 6/8 x 1-3/8	\$270.45 N	\$270.45
2/0 x 8/0 x 1-3/8		\$377.55
2/4 x 8/0 x 1-3/8		\$391.20
2/6 x 8/0 x 1-3/8		\$404.70
2/8 x 8/0 x 1-3/8		\$425.20
3/0 x 8/0 x 1-3/8		\$438.70
<b>1-3/4" 20-Minute Warnock Hersey Ink Stamp</b>		
2/6 x 6/8 x 1-3/4	\$292.55 N	\$292.55
2/8 x 6/8 x 1-3/4	\$292.55 N	\$292.55
3/0 x 6/8 x 1-3/4	\$306.10 N	\$306.10
2/6 x 8/0 x 1-3/4		\$462.55 S
2/8 x 8/0 x 1-3/4		\$501.25
3/0 x 8/0 x 1-3/4		\$536.95

Molded Panel Doors are NOT warranted for exterior use.  
 20-Minute Labeled 1-3/4" Solid Core Fire Doors - For Prefit with Label applied see Section V, Page 2 for charges.

**Note:** Jobsite Inspectors require Metal Labeled Doors. These labels must be applied by a licensed prefitter only.

Matching Bi-Folds available.  
 See Section 6 Page 3.

60-Minute Molded Fire rated.  
 Submit for Quote.

S = Stocked in South Only

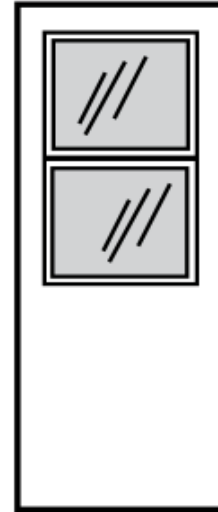


## FLUSH COMBINATION DOORS

Allow 5 Days Production unless Stocked

### SOLID CORE DOORS

	(Primed) Hardboard	Lauan	Birch	Red Oak
<b>1-3/8"</b>				
2/6 x 6/8 x 1-3/8	\$430.10 S	\$464.20 S	\$474.05	\$508.20
2/8 x 6/8 x 1-3/8	\$436.60 S	\$470.70 S	\$482.20	\$516.30
3/0 x 6/8 x 1-3/8	\$444.80	\$483.85	\$496.70	\$532.60
<b>1-3/4"</b>				
2/6 x 6/8 x 1-3/4	\$435.00 S	\$482.20 S	\$490.35	\$526.05
2/8 x 6/8 x 1-3/4	\$444.80 S	\$487.05 S	\$500.05	\$535.75
3/0 x 6/8 x 1-3/4	\$446.40	\$500.05	\$513.15	\$548.85



**Additions:**

Tempered P516 Obscure \$54.05 Allow for Lead-time.

For Stile and Rail Flat Panel or 2-Raised Panel Combinations  
See Stile & Rail Section, Page 42.

---

## COMBO UNITS ONLY

**TYCO Combo Units w/Screen**

	1 - 25	25 or more
30" High Units	\$198.40	\$182.60

**Widths Available:**

20-5/8" x 30" fits 2/4, 2/6 and 2/8 doors.  
24-5/8" x 30" fits 2/10 and 3/0 doors.

**Half Sash (allow for lead-time)**

Tempered Clear, each Sash	\$64.15
Tempered P516 Obscure, each Sash	\$70.50



All Others Submit for Lead-Time



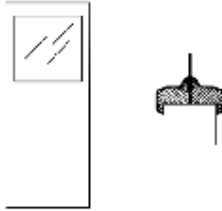
S = Stocked in South Only  
 N = Stocked in North Only  
 +Dual Glazed Utility Lites Available for 1-3/4" doors only.

## DOOR LITES & LOUVERS

FOR SLAB DOORS

### UTILITY LITES FOR SASH DOORS

Specify 1-3/8" or 1-3/4" when ordering



Unit Size	Tempered Clear	
	Single Glazed	Dual Glazed †
20 x 24	\$122.75	\$215.90
24 x 24	\$166.20	\$257.75 S
24 x 30	\$186.40	\$284.15
10 x 10	\$76.10 N	
12 x 12	\$88.55	

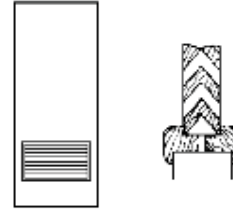
### Rectangular Lites

6 x 10	\$60.65
8 x 22	\$111.90 N

### WOOD LOUVERS AND FIBER-CANE VENTS

Vent in Bottom and/or Top

Specify 1-3/8" or 1-3/4" when ordering



Unit Size	Unit Price
12 x 8	\$85.55
12 x 12	\$90.15
16 x 12	\$118.05
18 x 12	\$118.05
24 x 12	\$175.50
12 x 8	Fiber Cane Vent \$48.25 S
12 x 8	Metal Cane Vent \$63.75 S

Utility Lites are stocked only in Beech

## STEEL VISION LITES AND LOUVERS

FOR 1-3/4" THICK DOORS

### Vision Lites - Glazed

SAFE-wire glass - 90 Minute Rated

Maximum size to retain door rating is 100 square inches

6 x 16	\$227.30
7 x 22	\$295.75
10 x 10	\$199.05
12 x 12	\$206.15
◆ 24 x 36	\$1,005.70
◆ 24 x 36 is 20-Minute Rated (Not 90-Min)	

### Vision Lites - Open

6 x 16	\$111.15
7 x 22	\$112.55
10 x 10	\$70.80
12 x 12	\$76.50
24 x 36	\$187.75



Vision Lite



Metal Louver

### Metal Galvaneal Louvers

Non-Fire Rated

12 x 8	\$130.15
12 x 12	\$140.85
16 x 12	\$152.90
18 x 12	\$155.85
20 x 12	\$184.70
24 x 12	\$187.60
12 x 8 for 1-3/8"	\$123.20 S

### ADDITIONS:

Installation charge for Lites and Louvers  
 (includes cut-out and installation)

Please specify desired location of lites and Louvers

ADD for Solid Core....\$ 51.55 Per opening

ADD for Hollow Core...\$ 90.10 Per opening



# SASH DOORS

1-3/8 or 1-3/4 SOLID CORE DOORS

2/6, 2/8, 3/0 X 6/8 ONLY

Allow 5 Production Days



**17 - S.G.**

**Single Glazed**  
Tempered Clear

	<b>Unit Size</b>	<b>2/6</b> <b>20 x 24</b>	<b>2/8</b> <b>20 x 24</b>	<b>3/0</b> <b>24 x 24</b>
Primed Hardboard		\$370.00	\$376.65	\$429.20
Lauan		\$405.45	\$411.40	\$469.00
Birch		\$414.85	\$423.05	\$482.15
Red Oak		\$449.55	\$457.85	\$518.65



**18 - S.G.**

**Single Glazed**  
Tempered Clear

	<b>Unit Size</b>	<b>3/0</b> <b>24 x 30</b>
Primed Hardboard		\$463.60
Lauan		\$506.55
Birch		\$520.75
Red Oak		\$560.20



**17 - D.G. - 1-3/4 only**

**Dual Glazed**  
Tempered Clear

	<b>Unit Size</b>	<b>2/6</b> <b>20 x 24</b>	<b>2/8</b> <b>20 x 24</b>	<b>3/0</b> <b>24 x 24</b>
Primed Hardboard		\$469.85	\$479.85	\$524.15
Lauan		\$518.00	\$522.85	\$578.75
Birch		\$526.20	\$536.10	\$592.05
Red Oak		\$562.60	\$572.50	\$628.50



**18 - D.G. - 1-3/4 only**

**Dual Glazed**  
Tempered Clear

	<b>Unit Size</b>	<b>3/0</b> <b>24 x 30</b>
Primed Hardboard		\$551.00
Lauan		\$605.65
Birch		\$618.95
Red Oak		\$655.40

Utility Lites are stocked only in Beech