



FLUSH & MOLDED DOORS

	PAGE
HOLLOW CORE2
SOLID CORE.....	.3
MOLDED PANEL.....	4 - 7
FIRE DOORS.....	.8
ARCHITECTURAL.....	.9
FLUSH DOOR EXTRAS10
FLUSH COMBINATION DOORS.....	.11
DOOR LITES, STEEL VISION LITES, & LOUVERS12
SASH DOORS.....	.13

Please see T.M. Cobb Co.’s Brochure entitled “Care and Finishing Instructions” located on our website at www.TMCobb.com under the Brochures section for complete Flush Door Specifications and Warranty.

WARNING

Tempered glass contains varying degrees of distortion. These distortions may affect view and are not considered a defect. All tempered glass has this characteristic.

Product performance requires proper product selection and correct installation. Therefore, it is the sole responsibility of the Architect, Specification Writer, Contractor, Building Owner or the Installer to ensure the following; (A) All products selected and purchased meet all Local, State and Federal Governments' codes and regulations (B) All products selected and purchased are compatible with any and all conditions that may occur at the installation site either present or future (C) are properly stored, handled, installed and finished.



S = Stocked in South Only
 N = Stocked in North Only

HOLLOW CORE FLUSH DOORS

Hollow Core Doors are recommended for Interior installation only.

Size	Primed Hardboard	Embossed Prime Coat	Lauan	Birch	Red Oak
1/0 x 6/8 x 1-3/8	\$72.80 N			\$105.80 N	
1/2 x 6/8 x 1-3/8	\$68.60 N			\$105.80 N	
1/3 x 6/8 x 1-3/8	\$68.60			\$105.80 N	
1/4 x 6/8 x 1-3/8	\$68.60			\$105.80 N	
1/6 x 6/8 x 1-3/8	\$68.60	\$73.85 N	\$93.95 N	\$105.80	\$126.95 N
1/8 x 6/8 x 1-3/8	\$68.60		\$93.95 N	\$108.50	\$126.95 N
1/10 x 6/8 x 1-3/8	\$70.85		\$93.95 N	\$108.50 N	\$126.95 N
2/0 x 6/8 x 1-3/8	\$71.45	\$73.85 N	\$93.95	\$108.50	\$126.95 N
2/2 x 6/8 x 1-3/8	\$76.70	\$84.70 N	\$96.55 N	\$116.45	\$134.90 N
2/4 x 6/8 x 1-3/8	\$76.70	\$84.70 N	\$96.55	\$116.45	\$134.90 N
2/6 x 6/8 x 1-3/8	\$78.05	\$86.05 N	\$99.20	\$119.05	\$138.90 N
2/8 x 6/8 x 1-3/8	\$82.05	\$90.65 N	\$105.80	\$126.95	\$148.10 N
2/10 x 6/8 x 1-3/8	\$84.70	\$92.15 N	\$111.15 N	\$132.25	\$156.05 N
3/0 x 6/8 x 1-3/8	\$84.70	\$92.15 N	\$111.15	\$132.25	\$156.05 N
3/6 x 6/8 x 1-3/8	\$119.05		\$171.90N	\$256.50	
4/0 x 6/8 x 1-3/8	\$145.50		\$185.10N	\$275.05	\$282.30 N
2/6 x 6/8 x 1-3/4	\$97.90			\$134.90	
2/8 x 6/8 x 1-3/4	\$100.50			\$137.60 N	
3/0 x 6/8 x 1-3/4	\$104.70			\$141.50	\$162.75 N
3/6 x 6/8 x 1-3/4	\$178.50 S			\$267.15 N	
4/0 x 6/8 x 1-3/4				\$288.20 N	
Shaded Items also stocked with fiber stile and rail, beveled & sized. Deduct \$ 4.30					
2/6 x 7/0 x 1-3/8	\$95.25 S				
2/8 x 7/0 x 1-3/8	\$97.90 S				
3/0 x 7/0 x 1-3/8	\$101.85 S			\$150.75 S	
3/0 x 7/0 x 1-3/4	\$124.35			\$153.40	\$195.75 N
3/6 x 7/0 x 1-3/4	\$223.45 S				
4/0 x 7/0 x 1-3/4	\$236.65 S			\$343.75 S	
1/6 x 8/0 x 1-3/8	\$95.25 S				
2/0 x 8/0 x 1-3/8	\$95.25 S				
2/4 x 8/0 x 1-3/8	\$101.85 S				
2/6 x 8/0 x 1-3/8	\$117.75 S				
2/8 x 8/0 x 1-3/8	\$124.35 S				
3/0 x 8/0 x 1-3/8	\$160.05			\$218.20	\$235.35 N
3/6 x 8/0 x 1-3/8	\$179.80 S			\$335.85 S	
4/0 x 8/0 x 1-3/8	\$237.45			\$358.30 N	
2/6 x 8/0 x 1-3/4	\$173.25 S				
2/8 x 8/0 x 1-3/4	\$175.80 S				
3/0 x 8/0 x 1-3/4	\$190.45			\$282.95	
3/6 x 8/0 x 1-3/4	\$232.75				
4/0 x 8/0 x 1-3/4	\$251.20			\$394.00 N	

Care and Finishing Instructions can be found online under the "Wood Resources" link at <https://www.tmcobb.com/resources/brochures/>

S = Stocked in South Only
 N = Stocked in North Only
 ★ These PC2 HB & Birch Doors stocked in Type-1 Glue Line also (Water Resistant) ADD 10.00
 ● These doors also stocked prefit to match Timely Frames Add Prefit Charges Section V Page 2



SOLID CORE FLUSH DOORS

Size	Primed Hardboard	Lauan	Birch	Red Oak
1/6 x 6/8 x 1-3/8	\$133.45 N		\$157.70 N	
1/8 x 6/8 x 1-3/8	\$133.45 N		\$157.70 N	
1/10 x 6/8 x 1-3/8	\$133.45 N		\$157.70 N	
2/0 x 6/8 x 1-3/8	\$133.45 ★	\$160.15	\$157.70	\$185.60N
2/2 x 6/8 x 1-3/8	\$138.30	\$162.55 N	\$169.80	\$191.65N
2/4 x 6/8 x 1-3/8	\$138.30 ★	\$162.55	\$169.80	\$191.65N
2/6 x 6/8 x 1-3/8	\$139.50 ★	\$164.95	\$172.30 ★	\$197.75N
2/8 x 6/8 x 1-3/8	\$144.35 ★	\$169.80	\$178.35 ★	\$203.80N
2/10 x 6/8 x 1-3/8	\$150.45	\$179.55 N	\$189.20 N	\$215.90N
3/0 x 6/8 x 1-3/8	\$150.45 ★	\$179.55	\$189.20 ★	\$215.90N
2/0 x 6/8 x 1-3/4	\$135.85 ★	\$172.30 N	\$174.70	
2/2 x 6/8 x 1-3/4	\$135.85 S			
2/4 x 6/8 x 1-3/4	\$138.30	\$178.35 N	\$181.95	
2/6 x 6/8 x 1-3/4	\$143.15 ★	\$178.35	\$184.40 ★	\$211.05 N
2/8 x 6/8 x 1-3/4	\$150.45 ● ★	\$181.95	\$191.65 ★	\$218.30N
2/10 x 6/8 x 1-3/4	\$148.05	\$191.65 N	\$201.40	\$228.05N
3/0 x 6/8 x 1-3/4	\$151.65 ●	\$191.65	\$201.40 ● ★	\$228.05
3/6 x 6/8 x 1-3/4	\$181.95	\$240.15 S	\$256.45	
4/0 x 6/8 x 1-3/4	\$194.05		\$264.40	
2/6 x 7/0 x 1-3/8	\$152.25 S		\$201.40 S	
2/8 x 7/0 x 1-3/8	\$155.30 S		\$212.25 S	
3/0 x 7/0 x 1-3/8	\$160.15 S		\$218.30 S	
2/0 x 7/0 x 1-3/4	\$152.85 S		\$211.05 S	
2/4 x 7/0 x 1-3/4	\$152.85 S		\$214.70 S	
2/6 x 7/0 x 1-3/4	\$156.50 S		\$203.80	
2/8 x 7/0 x 1-3/4	\$177.10		\$211.05	
3/0 x 7/0 x 1-3/4	\$179.55 ●	\$208.65	\$215.90 ● ★	\$230.45
3/6 x 7/0 x 1-3/4	\$279.00 S		\$337.15 S	
4/0 x 7/0 x 1-3/4	\$296.00 S		\$351.75 S	
2/0 x 8/0 x 1-3/8	\$213.50		\$235.30 N	
2/4 x 8/0 x 1-3/8	\$213.50		\$242.55 N	
2/6 x 8/0 x 1-3/8	\$213.50		\$247.45	
2/8 x 8/0 x 1-3/8	\$218.30		\$248.70	
3/0 x 8/0 x 1-3/8	\$224.40		\$260.80	
4/0 x 8/0 x 1-3/8	\$351.75		\$458.45 N	
2/0 x 8/0 x 1-3/4	\$189.20 S			
2/4 x 8/0 x 1-3/4	\$191.65 S			
2/6 x 8/0 x 1-3/4	\$220.80		\$248.70	
2/8 x 8/0 x 1-3/4	\$224.40		\$257.15	
3/0 x 8/0 x 1-3/4	\$228.05		\$262.00	\$264.40N
3/6 x 8/0 x 1-3/4	\$300.80 S		\$417.25 S	
4/0 x 8/0 x 1-3/4	\$351.75		\$429.35	\$473.00N
Stave Lumber Core w/ Type-1 glue				
3/0 x 6/8 x 1-3/4	\$321.45 S		\$376.00	
3/0 x 7/0 x 1-3/4	\$333.55 S		\$394.20	

Architectural Doors
 See Page 9

Type-1 Glue is available. Submit for Quote

**Solid Core Doors must be Type-1 Glue for Exterior use. Primed Hardboard is not recommended for exterior use.
 20-Minute Labeled Fire Doors - (Not recommended for exterior use.)**

1-3/4 Solid Core Slabs - (Maximum Size 4/0 x 8/0)

For Prefit with Label applied see Prefit / Prehung Section , page 2 for charges.

Note: -Jobsite Inspectors require Metal Labeled Doors. These labels must be applied by a licensed prefitter only.

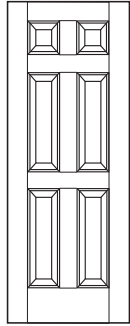


SMOOTH SKIN MOLDED PANEL DOORS


Size	Sm. Colonist	Carrara	Santa Fe	Caiman	Continental	7/0 Carrara	Princeton	Rockport
Hollow Core								
† 1/0 x 6/8 x 1-3/8	\$83.85 N	\$83.85 N						
† 1/2 x 6/8 x 1-3/8	\$83.85 N	\$83.85 N						
† 1/3 x 6/8 x 1-3/8	\$83.85 N	\$83.85 N						
† 1/4 x 6/8 x 1-3/8	\$83.85 N	\$83.85 N						
1/6 x 6/8 x 1-3/8	\$83.85	\$83.85	\$87.65	\$87.65		\$110.00 S	\$87.65	\$87.65 N
1/8 x 6/8 x 1-3/8	\$83.85	\$83.85	\$87.65	\$87.65		\$110.00 S	\$87.65	\$87.65 N
† 1/10 x 6/8 x 1-3/8	\$88.95	\$88.95		\$88.95			\$89.85 S	\$88.95 N
2/0 x 6/8 x 1-3/8	\$88.95	\$88.95	\$88.95	\$88.95	\$88.95	\$110.00 S	\$88.95	\$88.95
2/2 x 6/8 x 1-3/8	\$92.60	\$92.60	\$92.60	\$92.60		\$121.90 S	\$92.60	\$92.60 N
2/4 x 6/8 x 1-3/8	\$92.60	\$92.60	\$92.60	\$92.60	\$92.75	\$121.90 S	\$92.60	\$92.60
2/6 x 6/8 x 1-3/8	\$97.30	\$97.30	\$97.30	\$97.30	\$97.30	\$130.55 S	\$97.30	\$97.30
2/8 x 6/8 x 1-3/8	\$102.55	\$102.55	\$102.55	\$102.55	\$102.55	\$133.95 S	\$102.55	\$102.55
2/10 x 6/8 x 1-3/8	\$108.95	\$108.95	\$108.95	\$108.95		\$137.60 S	\$108.95	\$108.95 N
3/0 x 6/8 x 1-3/8	\$108.95	\$108.95	\$108.95	\$108.95	\$108.95	\$137.60 S	\$108.95	\$108.95
1/6 x 8/0 x 1-3/8		\$190.05 S		\$190.05 S				\$190.05 S
2/0 x 8/0 x 1-3/8		\$190.05	\$190.05 S	\$190.05				\$190.05
2/4 x 8/0 x 1-3/8	\$194.70	\$194.70	\$194.70 S	\$194.70			\$194.70	\$194.70
2/6 x 8/0 x 1-3/8	\$203.80	\$203.80	\$203.80 S	\$203.80			\$203.80	\$203.80
2/8 x 8/0 x 1-3/8	\$209.75	\$209.75	\$209.75	\$209.75			\$209.75	\$209.75
2/10 x 8/0 x 1-3/8		\$220.55 S		\$220.55 S				\$220.55 S
3/0 x 8/0 x 1-3/8	\$220.55	\$220.55	\$220.55 S	\$220.55			\$220.55	\$220.55
Shaded items also stocked in South with Fiber Stile and Rail, Beveled and Sized. Deduct \$4.30								
Solid Core								
2/0 x 6/8 x 1-3/8	\$168.60	\$168.60	\$168.60 S	\$168.60		\$192.85 S	\$168.60 S	
2/2 x 6/8 x 1-3/8	\$175.90	\$175.90	\$175.90 S	\$175.90			\$175.90	
2/4 x 6/8 x 1-3/8	\$175.90	\$175.90	\$175.90 S	\$175.90		\$200.15 S	\$175.90	
2/6 x 6/8 x 1-3/8	\$181.95	\$181.95	\$181.95 S	\$181.95		\$206.20 S	\$181.95	
2/8 x 6/8 x 1-3/8	\$185.60	\$185.60	\$185.60 S	\$185.60		\$209.85 S	\$185.60	
3/0 x 6/8 x 1-3/8	\$192.85	\$192.85	\$192.85 S	\$192.85		\$217.10 S	\$192.85	
2/0 x 8/0 x 1-3/8	\$269.30	\$269.30	\$269.30 S	\$269.30			\$269.30	\$269.30 S
2/4 x 8/0 x 1-3/8	\$279.00	\$279.00	\$279.00 S	\$279.00			\$279.00	\$279.00 S
2/6 x 8/0 x 1-3/8	\$288.65	\$288.65	\$288.65 S	\$288.65			\$288.65	\$288.65 S
2/8 x 8/0 x 1-3/8	\$303.25	\$303.25	\$303.25 S	\$303.25			\$303.25	\$303.25 S
3/0 x 8/0 x 1-3/8	\$312.90	\$312.90	\$312.90 S	\$312.90			\$312.90	\$312.90 S
1-3/4" 20-Minute Warnock Hersey Ink Stamp								
2/6 x 6/8 x 1-3/4	\$208.65	\$208.65	\$208.65 S	\$208.65		\$232.90 S	\$208.65	
2/8 x 6/8 x 1-3/4	\$208.65	\$208.65	\$208.65 S	\$208.65	\$208.65	\$232.90 S	\$208.65	\$208.65
3/0 x 6/8 x 1-3/4	\$218.30	\$218.30	\$218.30 S	\$218.30	\$218.30	\$242.55 S	\$218.30	\$218.30
2/6 x 8/0 x 1-3/4	\$329.90 S	\$329.90	\$329.90 S	\$329.90 S			\$329.90 S	
2/8 x 8/0 x 1-3/4	\$357.50	\$357.50	\$357.50 S	\$357.50			\$357.50	\$357.50
3/0 x 8/0 x 1-3/4	\$383.00	\$383.00	\$383.00 S	\$383.00			\$383.00	\$383.00



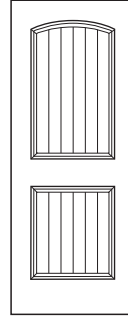
SMOOTH SKIN MOLDED PANEL DOORS



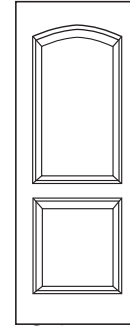
SM Colonist®



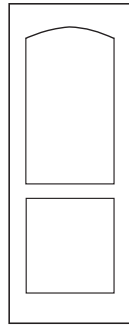
Carrara®



Santa Fe®




Caiman®

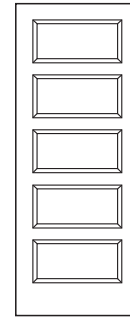


Continental®

Meets ADA Requirements
Min 10" Bottom Rail



Princeton®



Rockport®

60-Minute Molded Fire rated.
Submit for Quote.

Matching Bi-Folds available
Section 6 Page 3

Molded Panel Doors are NOT warranted for exterior use.

20-Minute Labeled 1-3/4" Solid Core Fire Doors - For Prefit with Label applied see Section V, Page 2 for charges.

Note: Jobsite Inspectors require Metal Labeled Doors. These labels must be applied by a licensed prefitter only.

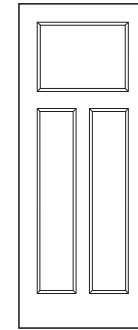
Note: Solid Core Craftsman III are constructed with a Semi-Solid Core.



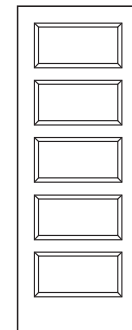
S = Stocked in South Only
 N = Stocked in North Only

SMOOTH SKIN MOLDED PANEL DOORS Flat Panel Design

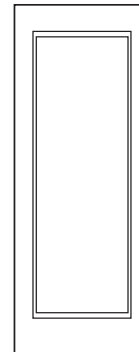
Size	Craftsman III	Conmore	Madison	Monroe
HOLLOW CORE				
1/6 x 6/8 x 1-3/8	\$137.30 S	\$137.30	\$137.30 S	\$137.30 S
1/8 x 6/8 x 1-3/8	\$137.30 S	\$137.30		\$137.30 S
1/10 x 6/8 x 1-3/8				\$137.30 S
2/0 x 6/8 x 1-3/8	\$137.30	\$137.30	\$137.30	\$137.30
2/2 x 6/8 x 1-3/8	\$144.25 S	\$144.25	\$144.25 S	\$144.25 S
2/4 x 6/8 x 1-3/8	\$144.25	\$144.25	\$144.25	\$144.25
2/6 x 6/8 x 1-3/8	\$148.35	\$148.35	\$148.35	\$148.35
2/8 x 6/8 x 1-3/8	\$151.05	\$151.05	\$151.05	\$151.05
2/10 x 6/8 x 1-3/8	\$159.35 N	\$159.35	\$159.35 S	\$159.35 S
3/0 x 6/8 x 1-3/8	\$159.35	\$159.35	\$159.35	\$159.35
<hr/>				
2/0 x 8/0 x 1-3/8			\$222.35	\$222.35
2/4 x 8/0 x 1-3/8			\$239.35	\$239.35
2/6 x 8/0 x 1-3/8			\$239.35	\$239.35
2/8 x 8/0 x 1-3/8			\$256.25	\$256.25
3/0 x 8/0 x 1-3/8			\$264.30	\$264.30
<hr/>				
SOLID CORE				
2/0 x 6/8 x 1-3/8	\$195.25	\$195.25		
2/2 x 6/8 x 1-3/8	\$201.55	\$201.55		
2/4 x 6/8 x 1-3/8	\$201.55	\$201.55		
2/6 x 6/8 x 1-3/8	\$209.15	\$209.15		
2/8 x 6/8 x 1-3/8	\$215.45	\$215.45		
2/10 x 6/8 x 1-3/8	\$226.75 S	\$226.75		
3/0 x 6/8 x 1-3/8	\$226.75	\$226.75		
<hr/>				
1-3/4" 20-Minute Warnock Hersey Ink Stamp				
2/6 x 6/8 x 1-3/4	\$289.70 S	\$289.70 S	\$314.90 S	\$314.90 S
2/8 x 6/8 x 1-3/4	\$289.70	\$289.70	\$314.90	\$314.90 S
3/0 x 6/8 x 1-3/4	\$312.40	\$312.40	\$340.10 S	\$340.10 S
<hr/>				
2/6 x 8/0 x 1-3/4				\$364.90 S
2/8 x 8/0 x 1-3/4			\$388.45 S	\$388.45 S
3/0 x 8/0 x 1-3/4			\$411.95 S	\$411.95 S




Craftsman III®



Conmore®



Madison®



Monroe®

Matching Bi-Folds available.
 See Section 6 Page 3.

Molded Panel Doors are NOT warranted for exterior use.

20-Minute Labeled 1-3/4" Solid Core Fire Doors - For Prefit with Label applied see Section V, Page 2 for charges.

Note: Jobsite Inspectors require Metal Labeled Doors. These labels must be applied by a licensed prefitter only.


Note: Solid Core Craftsman III / Conmore are constructed with a Semi-Solid Core.

S = Stocked in South Only
 N = Stocked in North Only
 † These doors have Narrow Layout

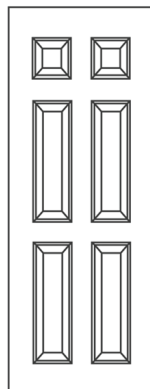


“Visit us on the web @ www.tmcobb.com”

EMBOSSED SKIN MOLDED PANEL DOORS



Camden®



Colonist®

Size	Camden	Colonist
HOLLOW CORE		
† 1/0 x 6/8 x 1-3/8		\$83.85 N
† 1/2 x 6/8 x 1-3/8		\$83.85 N
† 1/3 x 6/8 x 1-3/8		\$83.85
† 1/4 x 6/8 x 1-3/8		\$83.85
1/6 x 6/8 x 1-3/8	\$87.65	\$87.65
1/8 x 6/8 x 1-3/8	\$87.65	\$87.65
† 1/10 x 6/8 x 1-3/8	\$88.95	\$88.95
2/0 x 6/8 x 1-3/8	\$88.95	\$88.95
2/2 x 6/8 x 1-3/8	\$92.60	\$92.60
2/4 x 6/8 x 1-3/8	\$92.60	\$92.60
2/6 x 6/8 x 1-3/8	\$97.30	\$97.30
2/8 x 6/8 x 1-3/8	\$102.55	\$102.55
2/10 x 6/8 x 1-3/8	\$108.95	\$108.95
3/0 x 6/8 x 1-3/8	\$108.95	\$108.95
1/6 x 8/0 x 1-3/8		\$190.05
2/0 x 8/0 x 1-3/8		\$190.05
2/4 x 8/0 x 1-3/8		\$194.70
2/6 x 8/0 x 1-3/8		\$203.80
2/8 x 8/0 x 1-3/8		\$209.85
2/10 x 8/0 x 1-3/8		\$220.55
3/0 x 8/0 x 1-3/8		\$220.55
Shaded Items also stocked in Southern California with fiber stile and rail, beveled & sized. 6' 7-1/8" Deduct \$ 4.30		
SOLID CORE		
2/0 x 6/8 x 1-3/8	\$168.60	\$168.60
2/2 x 6/8 x 1-3/8	\$175.90	\$175.90
2/4 x 6/8 x 1-3/8	\$175.90	\$175.90
2/6 x 6/8 x 1-3/8	\$181.95	\$181.95
2/8 x 6/8 x 1-3/8	\$185.60	\$185.60
3/0 x 6/8 x 1-3/8	\$192.85	\$192.85
2/0 x 8/0 x 1-3/8		\$269.30
2/4 x 8/0 x 1-3/8		\$279.00
2/6 x 8/0 x 1-3/8		\$288.65
2/8 x 8/0 x 1-3/8		\$303.25
3/0 x 8/0 x 1-3/8		\$312.90
1-3/4" 20-Minute Warnock Hersey Ink Stamp		
2/6 x 6/8 x 1-3/4	\$208.65	\$208.65
2/8 x 6/8 x 1-3/4	\$208.65	\$208.65
3/0 x 6/8 x 1-3/4	\$218.30	\$218.30
2/6 x 8/0 x 1-3/4		\$329.90 S
2/8 x 8/0 x 1-3/4		\$357.50
3/0 x 8/0 x 1-3/4		\$383.00

Molded Panel Doors are NOT warranted for exterior use.

20-Minute Labeled 1-3/4" Solid Core Fire Doors - For Prefit with Label applied see Section V, Page 2 for charges.

Note: Jobsite Inspectors require Metal Labeled Doors. These labels must be applied by a licensed prefitter only.

Matching Bi-Folds available.
 See Section 6 Page 3.

60-Minute Molded Fire rated.
 Submit for Quote.



FLUSH FIRE DOORS - 60 & 90 MINUTE

1-3/4" THICK - MINERAL CORE

Submit for Quote

Note: Maximum Trim in Height 1/2" from bottom only. Doors will ship Beveled 2 edges. No additional undersizing is allowed in width. All others Quote only, allow for special order lead-time.

Mineral Core Doors are NOT warranted for exterior use.

WARNING:

CURRENT LAW STATES THAT FIRE DOORS MUST BE PRE-FIT BY A LICENSED LABELING SERVICE IN ORDER FOR A LABEL TO BE APPLIED. T.M.COBB IS A LICENSED LABELING SERVICE.

Metal Vision Lites available, please see Page 12.
Timely Frames available, See Timely Section
Other Wood Species available - Please submit for Quote.

Fire Door Facts:

Highest rating for a Wood Fire Door is 1-1/2 hours (B-Label).

Maximum size for 1/3-Hour, 3/4-Hour or 1-Hour doors is 4/0 x 9/0 or 3/0 x 10/0 Single Doors;
8/0 x 8/0 Regular Pair or 8/0 x 8/0 Double Egress.
For 1-1/2 Hour doors 4/0 x 9/0 Single door; 6/0 x 7/0 or 8/0 x 8/0 Regular Pair. Not approved for Double Egress.

Maximum glass area (1/4" polished wire in approved metal surround) for 1-hour and 1-1/2 Hour Fire Doors is 100 square inches. Maximum width 10"; Maximum length 33"

Maximum glass area (1/4" polished wire in approved metal surround) for 1/3-hour and 3/4 hour Fire Doors is 1296 square inches. Maximum width 30"; maximum length 54".

Metal edges and astragals (FMEA) must be used on meeting edges of Fire Doors when used as a pair.

Fire Doors must be hung in an approved steel frame to maintain Warnock Hersey rating.

U.L. approved fusible link door louvers may be factory installed on wood fire doors - maximum size is 24" x 24"
For 60 & 90 minute Fire Doors only.

Full mortise or half-surface hinges may be used. Mortised hinges should be attached to door with #12 x 1-1/4" self-tapping sheet metal screws, cadmium plated or rust-resistant. Surface hinges to be secured with steel through bolts. Hinges must be applied to labeled edge of Fire Doors

Above information is generalized. For special conditions and requirements, contact the State Fire Marshal in your area. Correctness and selection shall be the sole responsibility of the purchaser. For further information please refer to Cobb Fire Door Specification pages.

S = Stocked in South Only
N = Stocked in North Only



Section II Page 9
March 2020

“Visit us on the web @ www.tmcobb.com”

ARCHITECTURAL FLUSH DOORS

	Rotary Natural Birch
2/6 x 6/8 x 1-3/4	\$709.05 N
2/8 x 6/8 x 1-3/4	\$774.00 N
3/0 x 6/8 x 1-3/4	\$778.80 N
3/6 x 6/8 x 1-3/4	\$1,037.15 N
2/8 x 7/0 x 1-3/4	\$806.40 N
3/0 x 7/0 x 1-3/4	\$810.00 N
3/6 x 7/0 x 1-3/4	\$1,069.60 N

Complete Line of
Architectural Doors
Available - Submit for Quote

Stave Lumber Core - WIC Custom Grade w/ Hardwood stiles, Type-1 Glue

APC-1 Construction:

Meet or exceed current industry standards -
A.W.I. 1300, WDMA, and WIC 20
Lumber Core
1-1/4" Hardwood Stiles
1-1/8" Softwood Rails
Bonded to Core construction
Type-1 Adhesive

Let T.M.Cobb quote your Commercial project for you. Architectural doors, fire doors, acoustically rated doors. T.M.Cobb manufactures a full line of doors for commercial and institutional installations. This extensive product line can be factory equipped with vision panels and louvers, if desired. Using computer controlled cutting equipment, our detail department can prepare doors for locks, hinges and other hardware. Our factory finish exceeds the most stringent industry standards and is available in both standard and custom colors. Finishing of doors in a controlled environment results in a finish quality that is virtually unattainable at the job site.

This is just a sample of what we can offer you:

Plain Sliced American Black Walnut
Plain Sliced American Red Oak
Plain Sliced Cherry
Plain Sliced Honduras Mahogany
Plain Sliced Maple
Particle Board Core
Lumber Core

Plain Sliced Natural Birch
Plain Sliced Select White Birch
Rift Cut Red Oak
Rift Cut White Oak
Rotary Natural Birch
Mineral Core
Special Purpose Core

Rotary Red Oak
Rotary Select White Birch
Vertical Grain Fir
Medium Density Overlay
High Pressure Plastic Laminates
Protective Packaging
Prefinishing



*Odd Molded doors are subject to design limitations and thus require quotation.
 †Height only

FLUSH DOOR EXTRAS

ALL OPTIONS REQUIRE ADDITIONAL LEAD-TIME

	FLUSH DOORS	MOLDED DOORS
NON STOCK SIZES: Hollow Core or Solid Core		
REGULAR SERVICE: Add to next larger size (Must be 2" Over Net Width) Allow 4-weeks delivery for Special Manufacture Doors	\$69.00	\$69.00★
EXPRESS SERVICE: For odd height or width - Add to the next larger size	\$86.50	\$86.50★†
For BOTH odd height and width - Add to the next larger size	\$110.00	
Allow 5-Days for Delivery on Express Service doors (Use Price for Door 2" Over Net Size)		

PRICING NON-STOCK DOORS:

Add 2" to the desired width and use the next larger size door for base price, and add regular or express service.

CUT-OUTS OPEN: (No Stops)

Solid Core ADD	\$24.75
Hollow Core (including blocking) ADD	\$62.00

GLAZED OPENINGS:

Installation - ADD to above price (includes Alder Lip stop) \$45.00
 Glass - Select type of glass below, prices for glass are per square foot with two square foot minimum per lite.
 Square footage is calculated to the next even inch.

1/8" Tempered Clear	\$29.00	1/4" White Safety Laminate.....	\$92.00
3/16" Tempered Clear	\$36.00	1/8" Tempered Bronze.....	\$35.00
1/8" Tempered P516 Obscure	\$40.00	3/16" Tempered Bronze.....	\$44.00
1/4" Clear Safety Laminate	\$68.00	3/16" Tempered Grey.....	\$44.00

WARNING: FEDERAL LAW REQUIRES SAFETY GLAZING ON ALL DOORS

VISION LITES AND VENTS (METAL AND WOOD): See Page 12.

DUTCH DOOR: Hollow or Solid Core - 1-3/8" or 1-3/4"

Square Cut	\$109.60
Rabbeted Cut (Overall height will be reduced by 3/4". If full height required figure next larger door height)	\$117.50

TYPE-1 GLUE: (Water Resistant)

See Page 3 for stock PC-2 Hardboard and Birch Slabs, All others require quotation.

STAVED LUMBER CORE:

See Page 3 for stock PC-2 Hardboard and Birch Slabs, All others require quotation.
 See Page 9 for stock Architectural Grade Birch, All others require quotations.

**Complete Line of
 Architectural Doors
 available, submit for Quote.**

**Additional Construction options
 also available, submit for Quote.**

S = Stocked in South Only



Section II Page 11

March 2020

“Visit us on the web @ www.tmcobb.com”

FLUSH COMBINATION DOORS

Allow 5 Days Production unless Stocked

SOLID CORE DOORS

	(Primed) Hardboard	Lauan	Birch	Red Oak
1-3/8"				
2/6 x 6/8 x 1-3/8	\$320.70 S	\$346.15 S	\$353.50	\$378.95
2/8 x 6/8 x 1-3/8	\$325.55 S	\$351.00 S	\$359.55	\$385.00
3/0 x 6/8 x 1-3/8	\$331.65	\$360.75	\$370.40	\$397.10
1-3/4"				
2/6 x 6/8 x 1-3/4	\$324.35 S	\$359.55 S	\$365.60	\$392.25
2/8 x 6/8 x 1-3/4	\$331.65 S	\$363.15 S	\$372.85	\$399.50
3/0 x 6/8 x 1-3/4	\$332.85	\$372.85	\$382.60	\$409.25



Additions:

Tempered P516 Obscure \$45.00 Allow for Lead-time.

For Stile and Rail Flat Panel or 2-Raised Panel Combinations
See Stile & Rail Section, Page 42.

COMBO UNITS ONLY

TYCO Combo Units w/Screen

	1 - 25	25 or more
30" High Units	\$141.45	\$130.20

Widths Available:

20-5/8" x 30" fits 2/4, 2/6 and 2/8 doors.

24-5/8" x 30" fits 2/10 and 3/0 doors.

Half Sash (allow for lead-time)

Tempered Clear, each Sash	\$45.70
Tempered P516 Obscure, each Sash	\$50.25



All Others Submit for Lead-Time



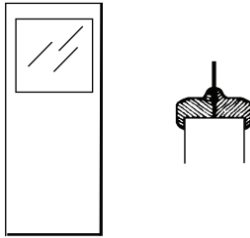
S = Stocked in South Only
 N = Stocked in North Only
 †Dual Glazed Utility Lites Available for 1-3/4" doors only.

DOOR LITES & LOUVERS

FOR SLAB DOORS

UTILITY LITES FOR SASH DOORS

Specify 1-3/8" or 1-3/4" when ordering



Unit Size	Tempered Clear		
	Single Glazed	Dual Glazed †	
20 x 24	\$91.50	\$160.95	
24 x 24	\$123.90	\$192.15	S
24 x 30	\$138.95	\$211.85	
10 x 10	\$56.70		N
12 x 12	\$66.00		N

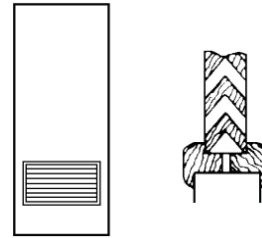
Rectangular Lites

6 x 10	\$45.15	S
8 x 22	\$83.40	N

WOOD LOUVERS AND FIBER-CANE VENTS

Vent in Bottom and/or Top

Specify 1-3/8" or 1-3/4" when ordering



Unit Size	Unit Price
12 x 8	\$63.70
12 x 12	\$67.15
16 x 12	\$88.00
18 x 12	\$88.00
24 x 12	\$130.85
12 x 8	Fiber Cane Vent \$35.95 S
12 x 8	Metal Cane Vent \$47.50 S

Utility Lites are stocked only in Beech

STEEL VISION LITES AND LOUVERS

FOR 1-3/4" THICK DOORS

Vision Lites - Glazed

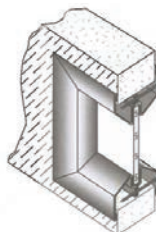
SAFE-wire glass - 90 Minute Rated

Maximum size to retain door rating is 100 square inches

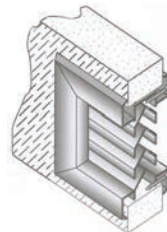
6 x 16	\$169.50
7 x 22	\$220.50
10 x 10	\$148.40
12 x 12	\$153.70
◆ 24 x 36	\$750.00
◆ 24 x 36 is 20-Minute Rated (Not 90-Min)	

Vision Lites - Open

6 x 16	\$82.85
7 x 22	\$83.90
10 x 10	\$52.75
12 x 12	\$57.00
24 x 36	\$140.00



Vision Lite



Metal Louver

Metal Galvaneal Louvers

Non-Fire Rated

12 x 8	\$97.00
12 x 12	\$105.00
16 x 12	\$114.00
18 x 12	\$116.15
20 x 12	\$137.70
24 x 12	\$139.85
12 x 8 for 1-3/8"	\$112.00

ADDITIONS:

Installation charge for Lites and Louvers
 (includes cut-out and installation)

Please specify desired location of lites and Louvers
 ADD for Solid Core.....\$ 44.80 Per opening
 ADD for Hollow Core...\$ 78.35 Per opening



SASH DOORS

1-3/8 or 1-3/4 SOLID CORE DOORS

2/6, 2/8, 3/0 X 6/8 ONLY

Allow 5 Production Days



17 - S.G.

Single Glazed
Tempered Clear

	2/6	2/8	3/0
Unit Size	20 x 24	20 x 24	24 x 24
Primed Hardboard	\$270.75	\$275.60	\$314.10
Lauan	\$296.70	\$301.05	\$343.20
Birch	\$303.55	\$309.60	\$352.85
Red Oak	\$329.00	\$335.05	\$379.55



18 - S.G.

Single Glazed
Tempered Clear

	3/0
Unit Size	24 x 30
Primed Hardboard	\$330.35
Lauan	\$370.35
Birch	\$380.10
Red Oak	\$406.75



17 - D.G. - 1-3/4 only

Dual Glazed
Tempered Clear

	2/6	2/8	3/0
Unit Size	20 x 24	20 x 24	24 x 24
Primed Hardboard	\$343.85	\$351.15	\$383.55
Lauan	\$379.05	\$382.65	\$423.55
Birch	\$385.10	\$392.35	\$433.30
Red Oak	\$411.75	\$419.00	\$460.00



18 - D.G. - 1-3/4 only

Dual Glazed
Tempered Clear

	3/0
Unit Size	24 x 30
Primed Hardboard	\$403.25
Lauan	\$443.25
Birch	\$453.00
Red Oak	\$479.65

Utility Lites are stocked only in Beech