



TIMELY DOOR FRAMES IN STOCK SOUTHERN CALIFORNIA

	PAGE
S-SERIES 20-GAUGE METAL FRAMES FOR 1-3/8" DOORS.....	2
S-SERIES 20-GAUGE METAL FRAMES FOR 1-3/4" DOORS.....	3-4
A-SERIES 18-GAUGE ADJUSTABLE FRAMES FOR 1-3/4" DOORS.....	4
FRAME-UP 20-GAUGE ADJUSTABLE KERFED FRAMES	5
CK SERIES 18-GAUGE FIXED THROAT KERFED FRAMES	6
BORROWED LITE FRAMES	7
TIMELY OPTIONS AND ACCESSORIES.....	8
TIMELY FRAMES GENERAL INFORMATION	9
TIMELY FRAME - PREFIT SPECIFICATIONS	10

ORDERING:

- Provide us with the door size and thickness
- Provide us with the wall size and series
- Provide us with the correct handing. 6/8 and 7/0 frames are reversible, except where noted.

HINGE PREPARATION FOR 1-3/8" DOORS

- 235 denotes 2 each 3-1/2" hinges
- 335 denotes 3 each 3-1/2" hinges
- 435 denotes 4 each 3-1/2" hinges

HINGE PREPARATION FOR 1-3/4" DOORS

- 340 denotes 3 each 4" hinges
- 440 denotes 4 each 4" hinges
- 640 denotes 6 each 4" hinges (3 hinges each side of frame)
- 840 denotes 8 each 4" hinges (4 hinges each side of frame)

FINISH

- Browntone, Western White, Alumatone and Black



TIMELY DOOR FRAMES

- FOR 1-3/8 THICK DOORS • TA-1 STRIKE INCLUDED
- TA-8 CASING • TA-1 ZINCROME STRIKES INCLUDED

BROWNTONE

Single Units - 2/0, 3/0

Frame Call-out	Wall Size	Hinge Prep	List Price
45S-235 (3/0 only)	4-1/2" to 4-5/8"	1 Pr. 3-1/2 x 3-1/2	\$136.95
47S-235	4-3/4" to 4-7/8"	1 Pr. 3-1/2 x 3-1/2	145.75
47S-335	4-3/4" to 4-7/8"	1-1/2 Pr. 3-1/2 x 3-1/2	148.50

WESTERN WHITE

Single Units - 2/0, 2/6, 2/8, 2/10, 3/0

Frame Call-out	Wall Size	Hinge Prep	List Price
45S-235 (3/0 only)	4-1/2" to 4-5/8"	1 Pr. 3-1/2 x 3-1/2	\$136.95
47S-235	4-3/4" to 4-7/8"	1 Pr. 3-1/2 x 3-1/2	145.75
47S-335	4-3/4" to 4-7/8"	1-1/2 Pr. 3-1/2 x 3-1/2	148.50

6/8 Frames are reversible
 All Units listed above include TA-8 Casing and Zincrome Strikes



TIMELY DOOR FRAMES

- FOR 1-3/4 THICK DOORS • 90-MINUTE FIRE LABELS
- TA-8 CASING • TA-1 ZINCROME STRIKE INCLUDED.

BROWNTONE Single Units - 3/0

Frame Call-out	Wall Size	Hinge Prep	6/8	7/0	8/0 +
36S-340	3-5/8" to 3-3/4"	1-1/2 Pr. 4 x 4	\$146.60	\$157.30	
45S-340	4-1/2" to 4-5/8"	1-1/2 Pr. 4 x 4	146.60	157.30	
47S-340	4-3/4" to 4-7/8"	1-1/2 Pr. 4 x 4	154.85	166.65 ▲	184.25
53S-340	5-1/4" to 5-3/8"	1-1/2 Pr. 4 x 4	156.75	169.95	
67C-340	6-3/4" to 6-7/8"	1-1/2 Pr. 4 x 4	226.90	239.25	255.75
72C-340	7-1/8" to 7-1/4"	1-1/2 Pr. 4 x 4	239.25	250.25	

▲ #47S stocked reversible and handed. If handed, specify handing.
 2/0 - #47 also in stock.

BROWNTONE Paired Units - 4/0, 5/0, 6/0

Frame Call-out	Wall Size	Hinge Prep	6/8	7/0	
47S-640	4-3/4" to 4-7/8"	1-1/2 Pr. 4 x 4	183.70	\$194.70	

WESTERN WHITE Single Units - 2/6, 2/8, 3/0 Note: 2/10 stocked in #47

Frame Call-out	Wall Size	Hinge Prep	6/8	7/0	8/0 +
36S-340 (3/0 only)	3-5/8" to 3-3/4"	1-1/2 Pr. 4 x 4	\$146.60	\$157.30	
45S-340 (3/0 only)	4-1/2" to 4-5/8"	1-1/2 Pr. 4 x 4	146.60	157.30	
47S-340	4-3/4" to 4-7/8"	1-1/2 Pr. 4 x 4	154.85	166.65 ▲	184.25
53S-340	5-1/4" to 5-3/8"	1-1/2 Pr. 4 x 4	156.75	169.95	185.65
67C-340 (3/0 only)	6-3/4" to 6-7/8"	1-1/2 Pr. 4 x 4	226.90	239.25	
72C-340 (3/0 only)	7-1/8" to 7-1/4"	1-1/2 Pr. 4 x 4	239.25	250.25	

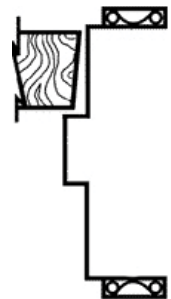
▲ #47S stocked reversible and handed. If handed, specify handing.
 2/0 - #47 also in stock.

WESTERN WHITE Paired Units - 4/0, 5/0, 6/0

Frame Call-out	Wall Size	Hinge Prep	6/8	7/0
47S-640	4-3/4" to 4-7/8"	1-1/2 Pr. 4 x 4	\$183.70	\$194.70

ALUMATONE Single Units - 3/0

Frame Call-out	Wall Size	Hinge Prep	6/8	7/0
47S-340	4-3/4" to 4-7/8"	1-1/2 Pr. 4 x 4	\$166.40	\$178.75





TIMELY STEEL DOOR FRAMES

- FOR 1-3/4" THICK DOORS • 90 MINUTE FIRE LABELS
- TA-8 CASING • TA-1 ZINCROME STRIKES INCLUDED

BLACK
 Single Units - 3/0

Frame Call-out	Wall Size	Hinge Prep	6/8	7/0
47S-340	4-3/4" to 4-7/8"	1-1/2 Pr. 4 x 4	\$166.40	\$178.75

BLACK
 Paired Units - 4/0, 5/0, 6/0

Frame Call-out	Wall Size	Hinge Prep	6/8	7/0
47S-640	4-3/4" to 4-7/8"	1-1/2 Pr. 4 x 4	\$195.25	\$209.00

ADJUSTABLE FRAMES
BROWNTONE
 Single Units - 3/0

Frame Call-out	Wall Size	Hinge Prep	6/8	7/0
54A-340	3-3/4" to 5-1/2"	1-1/2 Pr. 4 x 4	\$260.15	\$274.45
73A-340	5-5/8" to 7-3/8"	1-1/2 Pr. 4 x 4	274.45	291.50
91A-340	7-1/2" to 9-1/8"	1-1/2 Pr. 4 x 4	297.00	313.50

ADJUSTABLE FRAMES
WESTERN WHITE
 Single Units - 3/0

Frame Call-out	Wall Size	Hinge Prep	6/8	7/0
54A-340	3-3/4" to 5-1/2"	1-1/2 Pr. 4 x 4	\$260.15	\$274.45
73A-340	5-5/8" to 7-3/8"	1-1/2 Pr. 4 x 4	274.45	291.50
91A-340	7-1/2" to 9-1/8"	1-1/2 Pr. 4 x 4	297.00	313.50





TIMELY FRAME-UP ADJUSTABLE KERFED FRAME

- FOR 1-3/4" THICK DOORS • BRIGHT WHITE PRIMED FINISH • 90-MINUTE LABELED
- TIMELY 340 HINGE PREP • TA-1 STRIKE INCLUDED
- Q-LON COMPRESSION WEATHERSTRIPPING

Frame includes:

- | | |
|-------------------------------------|--|
| Left or Right Handed | TA-43 Pre-Hang Pack |
| 20 Gauge Base Frame | TA-44 Hardware Pack |
| 20 Gauge Extender Frame | TA-1 Zincrome Strike |
| Primed High Definition Bright White | Deadbolt Emboss 5-1/2" o.c & Strike included |
| 90-Minute Mylar Fire Labels | No Casing or Clips Attached |
| QEBD 500 White Weatherstrip | |

**BRIGHT WHITE PRIMED
 Single Units - 2/0, 2/4, 2/6, 2/8, 3/0**

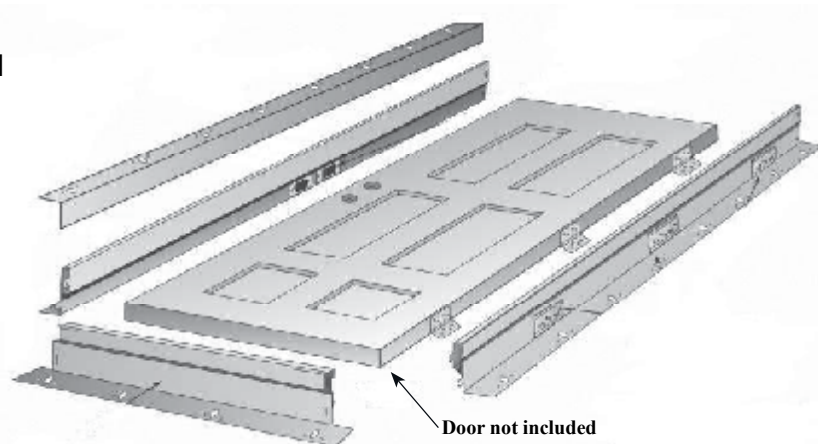
**BRIGHT WHITE PRIMED
 Paired Units - 4/0, 5/0, 6/0**

Adjustment Range	Part #	Height			Adjustment Range	Height		
		6/8	7/0	8/0		6/8	7/0	8/0
4-1/2" to 5-1/2"	C53	\$220.00	\$233.20	\$248.60	4-1/2" to 5-1/2"	\$271.70	\$284.90	\$299.20
5-1/2" to 6-1/2"	C63	233.20	246.40	260.70	5-1/2" to 6-1/2"	287.10	300.30	314.60
6-1/2" to 7-1/2"	C73	246.40	259.60	273.90	6-1/2" to 7-1/2"	301.40	314.60	328.90
7-1/2" to 8-1/2"	C83	255.20	268.40	282.70	7-1/2" to 8-1/2"	311.30	324.50	338.80
8-1/2" to 9-1/2"	C93	272.80	286.00	300.30	8-1/2" to 9-1/2"	330.00	343.20	357.50
9-1/2" to 10-1/2"	C103	303.60	316.80	331.10	9-1/2" to 10-1/2"	365.20	378.40	392.70

Shaded in Stock - So. Cal.

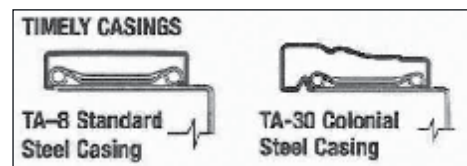
Inner Pack
 Hinge, Strike and Head
 Assembly Hardware

Installation Pack
 Outer Pack
 2-Jamb
 1-Head



Casing Options	Per Side
TA-8 1-7/16" Timely Standard Profile.....	\$25.05
TA-30 1-3/4" Colonial Profile	53.35 Non-Stock
+ TA-18 Casing Retainer Clips (11/pkg)	7.45
TA-6 Casing Corner Piece for TA-8 (4/pkg)	7.45
TA-31 Casing Corner Piece for TA-30 (4/pkg)	7.45 Non-Stock

+ TA-18 required on all Timely Casings
 Note: Standard wood casing can be applied to a Timely Frame.



Strike

TA-39 Deadbolt Strike Zinc	3.30
----------------------------------	------



Special Order
Allow for Lead-Time

TIMELY “CK” SERIES FIXED THROAT KERFED FRAMES

- FOR 1-3/4" THICK DOORS • 18-GAUGE FRAME • 90-MINUTE POSITIVE PRESSURE FIRE RATED
- TIMELY 340 HINGE PREP • TA-1 STRIKE INCLUDED
- Q-LON COMPRESSION WEATHERSTRIPPING

BROWNTONE OR WESTERN WHITE
 Single Units - 2/0, 2/4, 2/6, 2/8, 3/0, 3/6

Throat Sizes □	6/8	Height 7/0	8/0
4" to 4-1/2"	\$275.00	\$288.75	\$310.75
4-5/8" to 5"	275.00	288.75	310.75
5-1/8" to 5-3/8"	284.90	295.90	317.90
5-1/2" to 6"	311.30	324.50	346.50
6-1/8" to 6-1/2"	357.50	371.25	393.25
6-5/8" to 6-7/8"	385.00	398.75	420.75
7" to 7-1/2"	385.00	398.75	420.75
7-5/8" to 8"	418.00	431.75	453.75

□ Order frames in 1/8" increments

Paired Units - 4/0, 5/0, 5/4, 6/0

Throat Sizes □	6/8	Height 7/0	8/0
4" to 4-1/2"	\$327.25	\$341.00	\$363.00
4-5/8" to 5"	327.25	341.00	363.00
5-1/8" to 5-3/8"	335.50	349.25	371.25
5-1/2" to 6"	368.50	381.70	404.25
6-1/8" to 6-1/2"	415.25	429.00	451.00
6-5/8" to 6-7/8"	442.75	456.50	478.50
7" to 7-1/2"	442.75	456.50	478.50
7-5/8" to 8"	475.75	489.50	511.50

ALUMATONE OR BLACK
 Single Units - 2/0, 2/4, 2/6, 2/8, 3/0, 3/6

Throat Sizes □	6/8	Height 7/0	8/0
4" to 4-1/2"	\$291.50	\$305.25	\$327.25
4-5/8" to 5"	291.50	305.25	327.25
5-1/8" to 5-3/8"	301.40	312.40	334.40
5-1/2" to 6"	327.80	341.00	363.00
6-1/8" to 6-1/2"	374.00	387.75	409.75
6-5/8" to 6-7/8"	401.50	415.25	437.25
7" to 7-1/2"	401.50	415.25	437.25
7-5/8" to 8"	434.50	448.25	470.25

□ Order frames in 1/8" increments

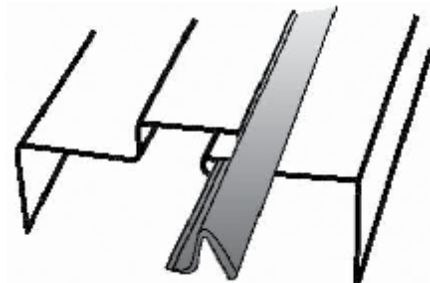
Paired Units - 4/0, 5/0, 5/4, 6/0

Throat Sizes □	6/8	Height 7/0	8/0
4" to 4-1/2"	\$346.50	\$360.25	\$382.25
4-5/8" to 5"	346.50	360.25	382.25
5-1/8" to 5-3/8"	354.75	368.50	390.50
5-1/2" to 6"	387.75	401.50	423.50
6-1/8" to 6-1/2"	434.50	448.25	470.25
6-5/8" to 6-7/8"	462.00	475.75	497.75
7" to 7-1/2"	462.00	475.75	497.75
7-5/8" to 8"	495.00	508.75	530.75

Casing Options	Per Side
TA-8 1-7/16" Timely standard Profile	Included
TA-30 1-3/4" Colonial Profile	\$53.35

The “CK” Series features a factory-installed door seal that reduces light, sound and smoke transmission and assures a professional installation every time.

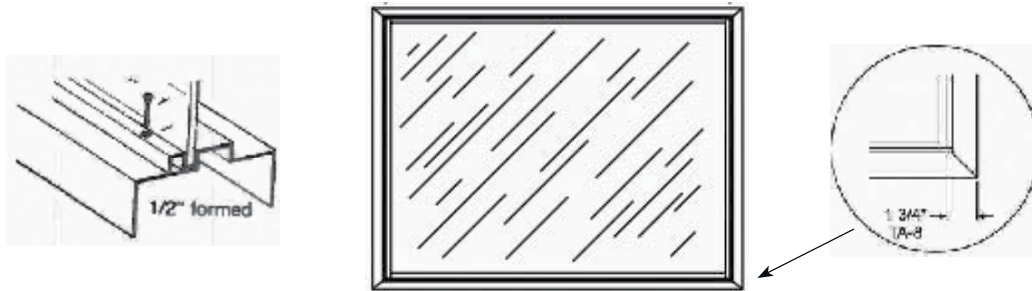
This steel fixed throat kerf frame is ideally suited for entry doors in offices, hotels, light commercial construction, garage-to-house, multi-housing and wherever a door seal protection is required.





TIMELY BORROWED LITE FRAMES

IN STOCK FOR IMMEDIATE DELIVERY
All Units are K.D. • Glass Not Included



MODEL 47-S FULL BOUND WINDOW UNITS Stocked in Browntone, Western White and Black

2/0 x 3/0	\$258.50	2/0 x 4/0	\$275.00
3/0 x 3/0	289.30	3/0 x 4/0	305.80
4/0 x 3/0	319.00	4/0 x 4/0	335.50
5/0 x 3/0	349.25	5/0 x 4/0	366.30
6/0 x 3/0	379.50	6/0 x 4/0	396.00

- Includes Glass Stop and Casing (Stops are cut in 4/0 and 6/0 lengths)
- For wall widths 4-3/4" to 4-7/8"
- Glass not included
- Custom size and Jamb widths available. Please submit for quote.
- Borrowed Lites are available with Fire Rating. Please submit for quote.



TIMELY FRAME OPTIONS AND ACCESSORIES

FRAME PREPARATIONS:

Deadbolt Strike Prep (Specify handing - Right or Left, strike not included)	33.00
ASA Strike Prep (ANSI)	33.00
Odd Frames	Submit For Quote

ACCESSORIES:

TA-1 Adjustable Strike:	Brass, Bronze, Zincrome	7.55
	Oil Rubbed Bronze	21.20
TA-2 Strike Filler Plate	Zincrome	3.25
TA-3 Deadbolt Strike	Brass, Bronze, Zincrome	3.65
	Oil Rubbed Bronze	20.30
Timely Thimble Strike Drive-In	4.40
TA-5 Adhesive Applied Silencer	1.10
TA-6 Casing corner Piece (4/pkg)	Browntone, Black, Western White	7.45
TA-8 Standard Steel Casing	3/0 Head – Black, Browntone, Western White	4.15
	8/0 Pair of Legs – Black, Browntone, Western White	20.90
TA-9 Touch-Up Paint	Black, Browntone, Western White	20.90
	Alumatone	38.50
TA-10 Regular Arm Closer Reinforcement Bracket – Aluminum	12.40
TA-11 Hinge Reinforcement Back Plate - 4" Hinge	3.60
TA-12 Parallel Arm Closer Reinforcement Bracket - Galvanized	23.10
TA-14 1/2" Glass Stop 4/0 Length	Black, Browntone, Western White	20.05
1/2" Glass Stop 6/0 Length	Black, Browntone, Western White	25.30
TA-18 Casing Retainer Clip (11/pkg) (One side of frame)	7.45
TA-19 1/2" Glass Stop Tek Screw (60/pkg)	13.05
	Black, Browntone, Western White	
TA-51 Silicon Smoke Gasket	17' Set	34.10
(Brown or White)	20' Set	40.70

HINGES TO MATCH TIMELY FRAMES

SIZE	FINISH	PAIR	SIZE	FINISH	EACH
RC1748 3-1/2 x 3-1/2	L2	\$ 14.20	RC1749 NRP 4 x 4	L2	\$ 23.40
	US-4	14.75		US-4	20.65
	US-26D	16.25		US-26D	21.35
	US-15A	16.25		US-15A	26.85
SIZE	FINISH	SET	SIZE	FINISH	EACH
RC1749 4 x 4	US-P	\$ 16.90	RC1744 Spring 4 x 4	L2	\$ 24.75
	L2	18.60		US-4	23.10
	US-4	18.60		US-26D	38.50
	US-26D	18.60		US-15A	44.00
	US-15A	18.60			
	US-32D	69.95			

Pair = 2-Hinges
 Set = 3-Hinges



FRAMES GENERAL INFORMATION

ARCHITECTURAL SPECIFICATIONS

Part 1 - GENERAL

- 1.1. **SECTION INCLUDES**
 - A. Fire-rated, prefinished steel door frames and sidelites.
- 1.2. **REFERENCES**
 - A. Warnock Hersey International (WHI)
 - B. Underwriter's Laboratory (UL)
- 1.3. **SUBMITTALS**
 - A. Product Data: Indicate frame configuration and finishes
 - B. Shop Drawings: Indicate frame elevations, reinforcement, anchor types and spacings, location of cut-outs for hardware and finish.
 - C. Provide copies of manufacturer's standard warranty
- 1.4. **QUALITY ASSURANCE**
 - A. Manufacturer: A firm with no less than 10 years experience in manufacturing of the principle materials for the required work.
 - B. Installer: A firm with no less than 5 years experience in the installation of prefinished door frames as demonstrated by previous successful installation.
- 1.5. **REGULATORY REQUIREMENTS**
 - A. Fire Rated Frame Construction: Conform to (WHI) (UL) () standards.
- 1.6. **DELIVERY, STORAGE, AND PROTECTION**
 - A. Store frames in a dry, protected area off the ground. Do not cover with tarp (will cause moisture chamber).
 - B. Package prefinished door frames individually with all surfaces protected against shipping and handling damage until time of installation.

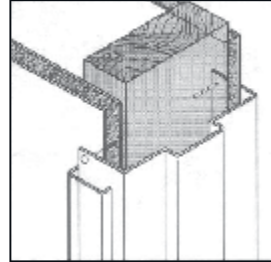
Part 2 - PRODUCTS

- 2.1. **DISTRIBUTOR**
 - A. Distributed by T.M. Cobb.
- 2.2. **FRAMES**
 - A. Frames: (18) (20) gauge, (Steel) (Brass) ().
- 2.3. **CASINGS**
 - A. Casings: Provide (Steel) (Aluminum) (Brass) (PVC) (Wood) () casings with corner alignment clips as shown on drawings.
- 2.4. **FABRICATION**
 - A. All frames formed from cold rolled sheet steel conforming to ASTM-A366.
 - B. Roll form or break frames to standard shapes as shown on drawings.
 - C. Prepare frames for heat-treated, zinc-plated casing retainer clips. Clips mechanically fastened for secure, properly aligned installation of casing.
 - D. Provide holes on perimeter of frame for insertion of fasteners.
 - E. Provide oval alignment slots to allow for insertion of screwdriver to adjust frame.
 - F. All frames to have 14 gauge hinge reinforcement plates with extruded tapped holes, for a minimum of 3/16" thread penetration depth.
 - G. Strikes: (Provide for 2 3/4" adjustable "T") (Prepare for field-applied ASA 4-7/8") as required.
 - H. Provide standard, field applied reinforcement for surface mounted hardware.
 - I. Provide (WHI) (UL) () fire rated frames as shown on drawings.
- 2.5. **FINISHES**
 - A. Factory finish: Impact resistant, polyester baked enamel.
 - B. Steel: Chemically cleaned, bonderized, primed and painted in coils. Galvanized steel prior to painting in any exterior, high humidity, or corrosive area.
 - C. Provide aerosol touch-up paint for after installation, on-sight repair as recommended by manufacturer.

Part 3 - EXECUTION

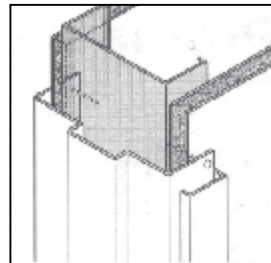
- 3.1. **EXAMINATION**
 - A. Verify existing conditions before starting work.
 - B. Verify that rough opening sizes and wall thicknesses are acceptable.
 - C. Verify finish hardware requirements for each opening to provide proper reinforcement, preparation and anchorage.
- 3.2. **INSTALLATION**
 - A. Coordinate installation with other trades to avoid conflict.
 - B. Use (pre-fit template door) (actual door) in opening to assure proper alignment and clearances.
 - C. Anchor frame with one drywall screw adjacent to each casing clip.
 - D. Align all parts with proper clearance to assure proper fit, tight miters and desired performance
 - E. Provide instruction sheets for all frames, sidelites and borrowed lites for field use.
- 3.3. **CLEANING**
 - A. Remove all boxes, wrappers, papers and debris from each opening
 - B. Wipe frames with moist cloth and mild glass cleaner to remove grease, dust or other debris.
- 3.4. **FINAL INSPECTION**
 - A. Inspect each opening for proper operation, correct hardware, general appearance and proper installation.
 - B. Make any necessary adjustments.
 - C. Provide product information, instruction manuals and standard warranty.
 - D. Replace any frames shown to be defective under the terms of the manufacturers warranty

WALL CONSTRUCTION

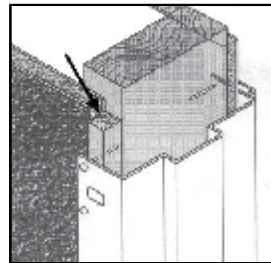


WOOD STUD DRYWALL
 (Also for solid, semi-solid partitions or plywood sandwich walls)

RECOMMENDED FASTENER:
 6d Common, or 8d Common Nail 1-1/4" (min.) Type "S", or 1-1/4" (min.) Type "G" Drywall screws-coarse thread.

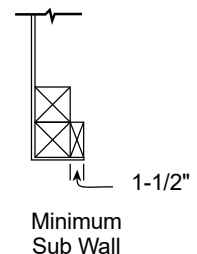
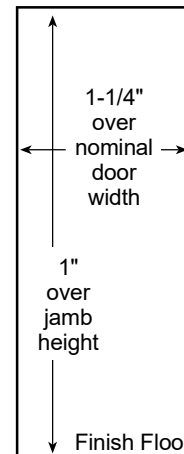


METAL STUD AND DRYWALL
RECOMMENDED FASTENER:
 1-1/4" (min.) Type "S", or 1-1/4" (min.) Type "G" Drywall screws



WOOD STUD AND EXTERIOR STUCCO WITH DRYWALL
RECOMMENDED FASTENER:
 6d Common, or 8d Common Nail 1/4" (min.) Type "S" or 1-1/4" (min.) Type "G" Drywall screws-coarse thread.

ROUGH OPENING FRAMING INSTRUCTIONS



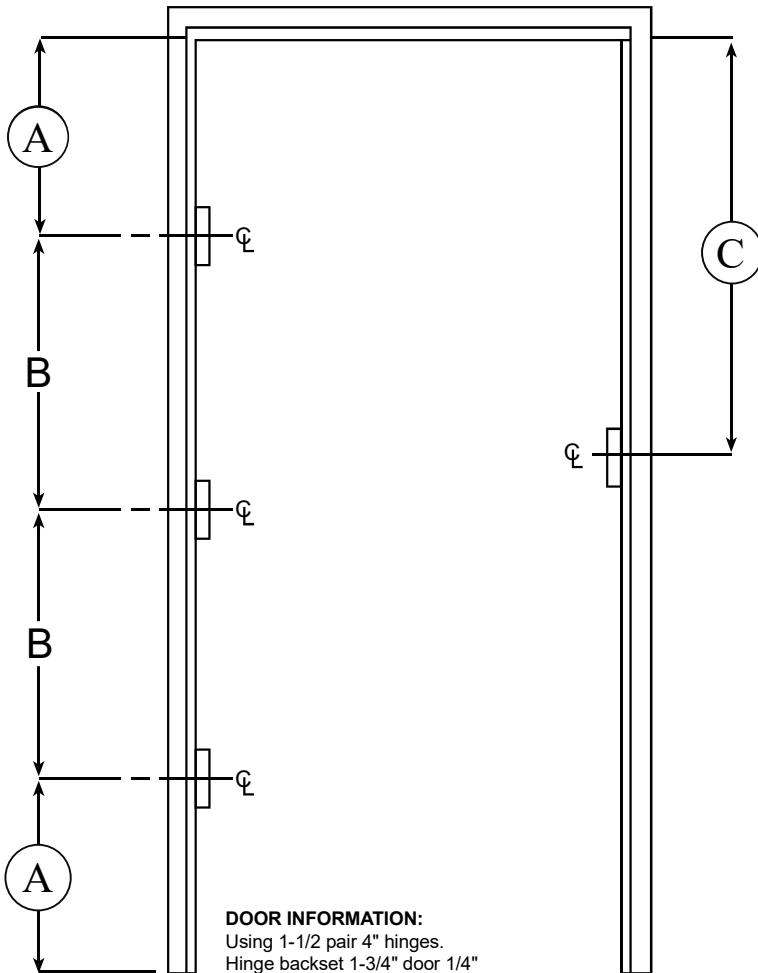
Floor Level



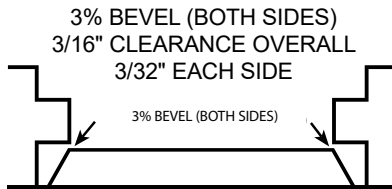
STEEL FRAME — PREFIT SPECIFICATIONS

HINGE AND STRIKE LOCATION

NOTE: WHEN USING THIS CHART FOR PREMACHINING DOOR MEASUREMENTS, **REDUCE THE A & C DIMENSIONS 3/32" EACH FOR DOOR CLEARANCE.**



DOOR INFORMATION:
 Using 1-1/2 pair 4" hinges.
 Hinge backset 1-3/4" door 1/4"
 Hinge depth 0.120 for light weight hinge
 Hinge depth 0.140 for standard weight hinge.
 DAP 4" hinges for 1/4" radius.



Net Frame Dimensions

HEIGHT	A	B	C
5/0	10-11/32	19-3/4	20-3/32
5/1	10-11/32	20-1/4	21-3/32
5/2	10-11/32	20-3/4	22-3/32
5/4	10-11/32	21-3/4	24-3/32
6/0	10-11/32	25-3/4	32-3/32
▲ 6/8	10-11/32	29-3/4	40-3/32
6/9	10-11/32	30-1/4	41-3/32
6/9	10-11/32	30-1/4	40-19/32
7/0	10-11/32	31-3/4	44-3/32
▲ 7/0	10-11/32	31-3/4	42-3/32
7/4	10-11/32	33-3/4	48-3/32
7/6	10-11/32	34-3/4	50-3/32
7/8	10-11/32	35-3/4	52-3/32
7/10	10-11/32	36-3/4	54-3/32
**8/0	10-11/32	37-3/4	56-3/32
8/4	10-11/32	39-3/4	60-3/32
8/6	10-11/32	40-3/4	62-3/32
8/8	10-11/32	41-3/4	64-3/32
8/10	10-11/32	42-3/4	66-3/32
9/0	10-11/32	43-3/4	68-3/32
10/0	10-11/32	49-3/4	80-3/32

▲ REVERSIBLE — Frame can be used as Left or Right Hand, Swing In or Out.

** 8/0 High Frames stocked prepped for 4 Hinges.

